

# Barrington Public Library District

## Statement of Activities and Changes in Fund Balances

For the Period Ended November 2023

	<u>Month Actual</u>	<u>Y-T-D Actual</u>	<u>Annual Budget</u>	<u>% of Annual Budget</u>
<b>Revenue</b>				
Property Tax	\$1,085,043.80	\$3,087,573.09	\$8,573,540.92	36.01%
Other Taxes	\$0.00	\$49,224.42	\$111,665.00	44.08%
Impact Fees	\$0.00	\$2,512.02	\$9,719.00	25.85%
Operating Revenue	\$1,586.99	\$11,393.19	\$27,449.00	41.51%
Grants	\$0.00	\$66,906.00	\$66,906.00	100.00%
Donations	\$0.00	\$320.00	\$2,456.00	13.03%
Rental Income	\$100.00	\$400.00	\$1,298.00	30.82%
Interest Income & Unrealized Ga	\$38,144.06	\$241,128.93	\$275,420.00	87.55%
Miscellaneous Income	\$226.89	\$1,251.22	\$921.00	135.85%
<b>Total Revenue</b>	<b><u>\$1,125,101.74</u></b>	<b><u>\$3,460,708.87</u></b>	<b><u>\$9,069,374.92</u></b>	<b><u>38.16%</u></b>
<b>Expenditures</b>				
Salaries	\$419,435.14	\$1,497,189.27	\$3,926,210.23	38.13%
Benefits	\$81,434.22	\$374,043.85	\$1,093,648.92	34.20%
Staff Development & Training	\$1,293.63	\$15,575.87	\$109,915.45	14.17%
Library Materials	\$65,528.93	\$369,332.43	\$999,402.00	36.96%
Library Programs	\$6,960.26	\$38,314.85	\$139,101.12	27.54%
District Admin & Operating Expe	\$39,208.80	\$248,868.70	\$854,104.31	29.14%
Capital Assets	\$12,064.70	\$662,770.50	\$4,287,228.85	15.46%
Professional Services	\$14,072.99	\$84,978.03	\$221,394.00	38.38%
Trustee Expenses	\$0.00	\$1,595.73	\$3,500.00	45.59%
<b>Total Expenditures</b>	<b><u>\$639,998.67</u></b>	<b><u>\$3,292,669.23</u></b>	<b><u>\$11,634,504.88</u></b>	<b><u>28.30%</u></b>
<b>BEGINNING FUND BALANCE</b>	<b>\$12,373,426.95</b>	<b>\$12,690,490.38</b>	<b>\$0.00</b>	<b>0.00%</b>
<b>NET SURPLUS/(DEFICIT)</b>	<b>\$485,103.07</b>	<b>\$168,039.64</b>	<b>\$0.00</b>	<b>0.00%</b>
<b>ENDING FUND BALANCE</b>	<b><u>\$12,858,530.02</u></b>	<b><u>\$12,858,530.02</u></b>	<b><u>\$0.00</u></b>	<b><u>0.00%</u></b>

# Barrington Public Library District

## Treasurer's Report

As of November 30, 2023

		General	Working Cash	I M R F	FICA	Special Reserve	Liability Insurance	Building	Donations/ Grants	Total
<b>Assets</b>										
10-1015-00	Operational Checking-Barrington	\$163,719.35	\$0.00	\$0.00	\$0.00	\$0.00	\$0.00	\$0.00	\$0.00	\$163,719.35
10-1025-00	Payroll Checking-Barrington B	\$23,463.01	\$0.00	\$0.00	\$0.00	\$0.00	\$0.00	\$0.00	\$0.00	\$23,463.01
10-1035-00	Merchant Account-Barrington	\$5,843.30	\$0.00	\$0.00	\$0.00	\$0.00	\$0.00	\$0.00	\$0.00	\$5,843.30
10-1050-00	Petty Cash - Circulation	\$600.00	\$0.00	\$0.00	\$0.00	\$0.00	\$0.00	\$0.00	\$0.00	\$600.00
10-1110-00	Sawyer Falduto	\$1,562,704.00	\$0.00	\$0.00	\$0.00	\$0.00	\$0.00	\$0.00	\$0.00	\$1,562,704.00
10-1300-00	Barrington Bank - MAX safe Sa	\$11,097,489.24	\$0.00	\$0.00	\$0.00	\$0.00	\$0.00	\$0.00	\$0.00	\$11,097,489.24
10-1400-00	Due To/From Other Funds	(\$7,953,869.82)	\$0.00	\$0.00	\$0.00	\$0.00	\$0.00	\$0.00	\$0.00	(\$7,953,869.82)
20-1400-00	Due To/From Other Funds	\$0.00	\$541,237.28	\$0.00	\$0.00	\$0.00	\$0.00	\$0.00	\$0.00	\$541,237.28
30-1400-00	Due To/From Other Funds	\$0.00	\$0.00	\$218,830.00	\$0.00	\$0.00	\$0.00	\$0.00	\$0.00	\$218,830.00
35-1400-00	Due To/From Other Funds	\$0.00	\$0.00	\$0.00	\$165,247.01	\$0.00	\$0.00	\$0.00	\$0.00	\$165,247.01
50-1400-00	Due To/From Other Funds	\$0.00	\$0.00	\$0.00	\$0.00	\$6,433,741.23	\$0.00	\$0.00	\$0.00	\$6,433,741.23
60-1400-00	Due To/From Other Funds	\$0.00	\$0.00	\$0.00	\$0.00	\$0.00	\$116,392.66	\$0.00	\$0.00	\$116,392.66
70-1400-00	Due To/From Other Funds	\$0.00	\$0.00	\$0.00	\$0.00	\$0.00	\$0.00	\$162,484.09	\$0.00	\$162,484.09
90-1400-00	Due To/From Other Funds	\$0.00	\$0.00	\$0.00	\$0.00	\$0.00	\$0.00	\$0.00	\$315,937.56	\$315,937.56
<b>Total Assets</b>		<u>\$4,899,949.08</u>	<u>\$541,237.28</u>	<u>\$218,830.00</u>	<u>\$165,247.01</u>	<u>\$6,433,741.23</u>	<u>\$116,392.66</u>	<u>\$162,484.09</u>	<u>\$315,937.56</u>	<u>\$12,853,818.91</u>
<b>Liabilities</b>										
10-2000-00	Accounts Payable	(\$17,866.27)	\$0.00	\$0.00	\$0.00	\$0.00	\$0.00	\$0.00	\$0.00	(\$17,866.27)
10-2050-00	IMRF Withheld	\$6,915.16	\$0.00	\$0.00	\$0.00	\$0.00	\$0.00	\$0.00	\$0.00	\$6,915.16
10-2100-00	Nationwide Retirement Withh	\$6,240.00	\$0.00	\$0.00	\$0.00	\$0.00	\$0.00	\$0.00	\$0.00	\$6,240.00
<b>Total Liabilities</b>		<u>(\$4,711.11)</u>	<u>\$0.00</u>	<u>\$0.00</u>	<u>\$0.00</u>	<u>\$0.00</u>	<u>\$0.00</u>	<u>\$0.00</u>	<u>\$0.00</u>	<u>(\$4,711.11)</u>
<b>Fund Balance</b>										
10-2900-00	Fund Balance	\$8,300,576.19	\$0.00	\$0.00	\$0.00	\$0.00	\$0.00	\$0.00	\$0.00	\$8,300,576.19
20-2900-00	Fund Balance	\$0.00	\$541,237.28	\$0.00	\$0.00	\$0.00	\$0.00	\$0.00	\$0.00	\$541,237.28
30-2900-00	Fund Balance	\$0.00	\$0.00	\$218,830.00	\$0.00	\$0.00	\$0.00	\$0.00	\$0.00	\$218,830.00
35-2900-00	Fund Balance	\$0.00	\$0.00	\$0.00	\$165,247.01	\$0.00	\$0.00	\$0.00	\$0.00	\$165,247.01
50-2900-00	Fund Balance	\$0.00	\$0.00	\$0.00	\$0.00	\$3,037,825.23	\$0.00	\$0.00	\$0.00	\$3,037,825.23
60-2900-00	Fund Balance	\$0.00	\$0.00	\$0.00	\$0.00	\$0.00	\$116,392.66	\$0.00	\$0.00	\$116,392.66
70-2900-00	Fund Balance	\$0.00	\$0.00	\$0.00	\$0.00	\$0.00	\$0.00	\$162,484.09	\$0.00	\$162,484.09
90-2900-00	Fund Balance	\$0.00	\$0.00	\$0.00	\$0.00	\$0.00	\$0.00	\$0.00	\$315,937.56	\$315,937.56
<b>Total Net Assets</b>		<u>\$8,300,576.19</u>	<u>\$541,237.28</u>	<u>\$218,830.00</u>	<u>\$165,247.01</u>	<u>\$3,037,825.23</u>	<u>\$116,392.66</u>	<u>\$162,484.09</u>	<u>\$315,937.56</u>	<u>\$12,858,530.02</u>
<b>BEGINNING BALANCE WITH CURRENT YEAR AD.</b>		<b>\$8,129,482.80</b>	<b>\$541,237.28</b>	<b>\$181,493.67</b>	<b>\$170,499.36</b>	<b>\$3,132,642.58</b>	<b>\$96,931.14</b>	<b>\$116,682.17</b>	<b>\$321,521.38</b>	<b>\$12,690,490.38</b>
<b>NET SURPLUS/(DEFICIT)</b>		<b>\$171,093.39</b>	<b>\$0.00</b>	<b>\$37,336.33</b>	<b>(\$5,252.35)</b>	<b>(\$94,817.35)</b>	<b>\$19,461.52</b>	<b>\$45,801.92</b>	<b>(\$5,583.82)</b>	<b>\$168,039.64</b>
<b>ENDING FUND BALANCE</b>		<u><b>\$8,300,576.19</b></u>	<u><b>\$541,237.28</b></u>	<u><b>\$218,830.00</b></u>	<u><b>\$165,247.01</b></u>	<u><b>\$3,037,825.23</b></u>	<u><b>\$116,392.66</b></u>	<u><b>\$162,484.09</b></u>	<u><b>\$315,937.56</b></u>	<u><b>\$12,858,530.02</b></u>

# Barrington Public Library District

## Asset Balance Analysis

For the Period Ended November 30, 2023

	<u>11/30/2023</u>	<u>11/30/2022</u>	<u>Change</u>
Operational Checking-Barrington Bank	\$163,719.35	\$905,142.43	(\$741,423.08)
Payroll Checking-Barrington Bank	\$23,463.01	\$11,268.82	\$12,194.19
Merchant Account-Barrington Bank	\$5,843.30	\$22,701.33	(\$16,858.03)
Petty Cash - Administration	\$0.00	\$200.00	(\$200.00)
Petty Cash - Circulation	\$600.00	\$600.00	\$0.00
Sawyer Falduto	\$1,562,704.00	\$1,528,755.55	\$33,948.45
Barrington Bank - MAX safe Saving	\$11,097,489.24	\$8,128,980.80	\$2,968,508.44
Total Fund Balances	<u>\$12,853,818.90</u>	<u>\$10,597,648.93</u>	<u>\$2,256,169.97</u>

# Barrington Public Library District

## Revenues - All Funds

For the Period Ended November 30, 2023

Revenue	Month Actual Total Funds	Y-T-D Actual Total Funds	% Collected	Budgeted Receipts	Uncollected Receipts
Property Tax					
Tax Levy-Cook County	\$810,875.87	\$888,115.11	20.72%	\$4,285,822.00	(\$3,397,706.89)
Tax Levy-Lake County	\$263,096.13	\$1,961,930.08	51.64%	\$3,799,590.92	(\$1,837,660.84)
Tax Levy-McHenry County	\$11,065.68	\$235,404.40	48.65%	\$483,893.24	(\$248,488.84)
Tax Levy-Kane County	\$6.12	\$2,123.50	50.14%	\$4,234.76	(\$2,111.26)
Total Property Tax	\$1,085,043.80	\$3,087,573.09	36.01%	\$8,573,540.92	(\$5,485,967.83)
Other Taxes					
Personal Property Replaceme	\$0.00	\$49,224.42	44.08%	\$111,665.00	(\$62,440.58)
Total Other Taxes	\$0.00	\$49,224.42	44.08%	\$111,665.00	(\$62,440.58)
Impact Fees					
Impact Fees- Other	\$0.00	\$2,512.02	25.85%	\$9,719.00	(\$7,206.98)
Total Impact Fees	\$0.00	\$2,512.02	25.85%	\$9,719.00	(\$7,206.98)
Operating Revenue					
Fines & Fees	\$888.14	\$6,837.83	34.21%	\$19,990.00	(\$13,152.17)
Copies	\$698.85	\$4,555.36	61.07%	\$7,459.00	(\$2,903.64)
Total Operating Revenue	\$1,586.99	\$11,393.19	41.51%	\$27,449.00	(\$16,055.81)
Grants					
Per Capita Grant	\$0.00	\$66,906.00	100.00%	\$66,906.00	\$0.00
Total Grants	\$0.00	\$66,906.00	100.00%	\$66,906.00	\$0.00
Donations					
Donations- Other	\$0.00	\$320.00	13.03%	\$2,456.00	(\$2,136.00)
Total Donations	\$0.00	\$320.00	13.03%	\$2,456.00	(\$2,136.00)
Rental Income					
Rental- Verizon	\$100.00	\$400.00	30.82%	\$1,298.00	(\$898.00)
Total Rental Income	\$100.00	\$400.00	30.82%	\$1,298.00	(\$898.00)
Interest Income & Unrealized Ga					
Interest Income	\$53,486.02	\$252,926.15	91.83%	\$275,420.00	(\$22,493.85)
Unrealized Gain (Loss) on inv	(\$15,341.96)	(\$11,797.22)	0.00%	\$0.00	(\$11,797.22)
Total Interest Income & Unrealiz	\$38,144.06	\$241,128.93	87.55%	\$275,420.00	(\$34,291.07)
Miscellaneous Income					
Miscellaneous Income & Reir	\$226.89	\$1,251.22	135.85%	\$921.00	\$330.22
Total Miscellaneous Income	\$226.89	\$1,251.22	135.85%	\$921.00	\$330.22
<b>Total Revenue</b>	<b>\$1,125,101.74</b>	<b>\$3,460,708.87</b>	<b>38.16%</b>	<b>\$9,069,374.92</b>	<b>(\$5,608,666.05)</b>

# Barrington Public Library District

## Expenditures-All Funds

For the Period Ended November 30, 2023

Expenditures	Actual Month	Actual Y-T-D	% of Annual Budget	Annual Budget	% of Appropriation	Appropriation
<b>Salaries</b>						
Salaries	\$419,435.14	\$1,497,189.27	38.13%	\$3,926,210.23	33.27%	\$4,500,000.00
<b>Total Salaries</b>	<b>\$419,435.14</b>	<b>\$1,497,189.27</b>	<b>38.13%</b>	<b>\$3,926,210.23</b>	<b>33.27%</b>	<b>\$4,500,000.00</b>
<b>Benefits</b>						
FICA employer	\$25,520.29	\$91,067.87	37.41%	\$243,425.00	21.72%	\$419,250.00
Medicare employer	\$5,968.48	\$21,298.12	37.41%	\$56,930.05	0.00%	\$0.00
IMRF employer	\$19,604.52	\$94,827.55	31.99%	\$296,428.87	18.97%	\$500,000.00
Insurance-medical and life	\$30,340.93	\$166,850.31	33.58%	\$496,865.00	21.81%	\$765,000.00
<b>Total Benefits</b>	<b>\$81,434.22</b>	<b>\$374,043.85</b>	<b>34.20%</b>	<b>\$1,093,648.92</b>	<b>22.21%</b>	<b>\$1,684,250.00</b>
<b>Staff Development &amp; Training</b>						
Hiring	\$34.95	\$34.95	1.94%	\$1,800.00	0.03%	\$140,000.00
Staff Development	\$124.10	\$10,976.84	12.41%	\$88,449.45	0.00%	\$0.00
Dues & Memberships	\$0.00	\$947.99	10.75%	\$8,816.00	0.00%	\$0.00
Staff Expenses	\$1,134.58	\$3,616.09	33.33%	\$10,850.00	0.00%	\$0.00
<b>Total Staff Development &amp; Train</b>	<b>\$1,293.63</b>	<b>\$15,575.87</b>	<b>14.17%</b>	<b>\$109,915.45</b>	<b>11.13%</b>	<b>\$140,000.00</b>
<b>Library Materials</b>						
Books	\$11,467.52	\$80,126.61	34.10%	\$235,000.00	0.00%	\$0.00
Books-Grab & Go	\$1,594.66	\$4,558.15	50.65%	\$9,000.00	0.00%	\$0.00
Periodicals	\$9,872.12	\$10,519.61	70.13%	\$15,000.00	0.00%	\$0.00
E-Periodicals	\$0.00	\$4,451.20	15.92%	\$27,954.00	0.00%	\$0.00
Circulating Equipment	\$25.95	\$983.01	16.38%	\$6,000.00	0.00%	\$0.00
Audio books-spoken	\$896.65	(\$1,571.24)	(9.52%)	\$16,500.00	0.00%	\$0.00
CDs	\$497.94	\$1,205.79	26.80%	\$4,500.00	0.00%	\$0.00
Digital Music	\$0.00	\$2,113.93	12.88%	\$16,417.00	0.00%	\$0.00
E-Books	\$17,933.29	\$90,557.73	36.96%	\$245,000.00	0.00%	\$0.00
DVDs	\$4,159.70	\$14,683.79	22.25%	\$66,000.00	0.00%	\$0.00
DVDs Grab & Go	\$1,183.86	\$3,152.90	35.03%	\$9,000.00	0.00%	\$0.00
E-DVDs	\$0.00	\$31,435.40	67.03%	\$46,900.00	0.00%	\$0.00
E-Audio Books	\$9,519.73	\$42,614.00	33.96%	\$125,500.00	0.00%	\$0.00
Refund for Materials lost & p	\$54.88	\$194.23	19.42%	\$1,000.00	0.01%	\$1,300,000.00
AV Video Games	\$1,594.33	\$5,683.48	43.39%	\$13,100.00	0.00%	\$0.00
Realia	\$0.00	\$1,092.22	72.81%	\$1,500.00	0.00%	\$0.00
Electronic information	\$6,728.30	\$77,531.62	48.15%	\$161,031.00	22.13%	\$350,295.00
<b>Total Library Materials</b>	<b>\$65,528.93</b>	<b>\$369,332.43</b>	<b>36.96%</b>	<b>\$999,402.00</b>	<b>22.38%</b>	<b>\$1,650,295.00</b>
<b>Library Programs</b>						
Pilot Programs	\$0.00	\$0.00	0.00%	\$0.00	0.00%	\$199,000.00
Library programs	\$6,960.26	\$36,202.29	41.45%	\$87,350.00	11.04%	\$328,000.00
Processing supplies	\$0.00	\$2,112.56	12.24%	\$17,258.00	0.00%	\$0.00

# Barrington Public Library District

## Expenditures-All Funds

For the Period Ended November 30, 2023

	Actual Month	Actual Y-T-D	% of Annual Budget	Annual Budget	% of Appropriation	Appropriation
Online Computer Library Cen	\$0.00	\$0.00	0.00%	\$34,493.12	0.00%	\$0.00
<b>Total Library Programs</b>	<b>\$6,960.26</b>	<b>\$38,314.85</b>	<b>27.54%</b>	<b>\$139,101.12</b>	<b>7.27%</b>	<b>\$527,000.00</b>
<b>District Admin &amp; Operating Expe</b>						
Departmental supplies	\$411.02	\$2,550.28	19.48%	\$13,095.00	1.34%	\$190,000.00
Office supplies	\$107.11	\$931.59	26.62%	\$3,500.00	0.00%	\$0.00
Postage	\$81.30	\$9,393.21	29.55%	\$31,790.00	0.00%	\$0.00
Promotional & display materi	\$1,038.43	\$11,991.64	58.07%	\$20,650.00	0.00%	\$0.00
Payroll Fees	\$3,127.36	\$12,060.97	31.39%	\$38,428.00	482.44%	\$2,500.00
Bank & Investment Fees	\$813.46	\$2,141.98	38.42%	\$5,575.00	0.00%	\$0.00
Merchant Fees	\$223.15	\$1,126.99	37.57%	\$3,000.00	0.00%	\$0.00
Rental Spaces	\$0.00	\$0.00	0.00%	\$840.00	0.00%	\$0.00
Business Insurance	\$307.59	\$4,976.53	5.53%	\$90,000.00	3.32%	\$150,000.00
Security	\$0.00	\$877.20	69.07%	\$1,270.00	0.18%	\$500,000.00
Utilities-electric	\$8,948.23	\$54,967.04	53.13%	\$103,451.00	0.00%	\$0.00
Utilities-gas	\$2,102.07	\$4,122.17	14.46%	\$28,500.00	0.00%	\$0.00
Utilities-water, sewer	\$982.16	\$5,152.28	51.52%	\$10,000.00	0.00%	\$0.00
Utilities-Garbage	\$363.62	\$1,444.01	30.08%	\$4,800.00	0.00%	\$0.00
Telephone	\$2,259.55	\$6,649.46	17.50%	\$38,000.00	0.00%	\$0.00
Building maintenance & repa	\$4,972.67	\$62,346.03	38.18%	\$163,300.00	14.50%	\$430,000.00
Bldg maintenance supplies	\$0.00	\$6,345.90	24.41%	\$26,000.00	0.00%	\$0.00
Repair Contingency	\$1,395.00	\$18,492.09	92.46%	\$20,000.00	0.00%	\$0.00
Equipment maintenance	\$5,366.08	\$17,040.91	12.52%	\$136,136.31	8.11%	\$210,000.00
Piano maintenance	\$0.00	\$175.00	29.17%	\$600.00	1.94%	\$9,000.00
Traffic light	\$0.00	\$1,543.71	23.15%	\$6,669.00	0.00%	\$0.00
Site maintenance	\$6,410.00	\$17,310.00	19.34%	\$89,500.00	9.36%	\$185,000.00
Site Contingency	\$225.00	\$4,125.00	41.25%	\$10,000.00	0.00%	\$0.00
Vehicle operation & mainten:	\$75.00	\$3,104.71	34.50%	\$9,000.00	0.00%	\$0.00
<b>Total District Admin &amp; Operatin</b>	<b>\$39,208.80</b>	<b>\$248,868.70</b>	<b>29.14%</b>	<b>\$854,104.31</b>	<b>14.84%</b>	<b>\$1,676,500.00</b>
<b>Capital Assets</b>						
Capital Assets	\$0.00	\$0.00	0.00%	\$0.00	0.00%	\$2,858,138.00
Library Building & Grounds R	\$4,736.75	\$136,488.49	4.08%	\$3,345,000.00	2.31%	\$5,920,000.00
Furniture, Fixtures & Equipme	\$0.00	\$12,521.04	92.75%	\$13,500.00	2.50%	\$500,000.00
Technology Hardware	(\$1,572.36)	\$335,726.28	54.28%	\$618,500.00	27.91%	\$1,203,000.00
Technology Contingency	\$0.00	\$989.00	3.96%	\$25,000.00	0.00%	\$0.00
Software & Subscriptions	\$8,900.31	\$177,045.69	62.07%	\$285,228.85	0.00%	\$0.00
<b>Total Capital Assets</b>	<b>\$12,064.70</b>	<b>\$662,770.50</b>	<b>15.46%</b>	<b>\$4,287,228.85</b>	<b>6.32%</b>	<b>\$10,481,138.00</b>
<b>Professional Services</b>						
Legal fees	\$33.75	\$8,054.04	36.86%	\$21,850.00	2.01%	\$400,000.00
Consultant fees	\$13,039.24	\$63,023.99	34.34%	\$183,544.00	63.02%	\$100,000.00
Audit expense	\$1,000.00	\$13,900.00	86.88%	\$16,000.00	0.00%	\$0.00
<b>Total Professional Services</b>	<b>\$14,072.99</b>	<b>\$84,978.03</b>	<b>38.38%</b>	<b>\$221,394.00</b>	<b>17.00%</b>	<b>\$500,000.00</b>

# Barrington Public Library District

## Expenditures-All Funds

For the Period Ended November 30, 2023

	<u>Actual Month</u>	<u>Actual Y-T-D</u>	<u>% of Annual Budget</u>	<u>Annual Budget</u>	<u>% of Appropriation</u>	<u>Appropriation</u>
Trustee Expenses						
Trustee expense	\$0.00	\$1,595.73	45.59%	\$3,500.00	17.73%	\$9,000.00
Total Trustee Expenses	<u>\$0.00</u>	<u>\$1,595.73</u>	<u>45.59%</u>	<u>\$3,500.00</u>	<u>17.73%</u>	<u>\$9,000.00</u>
<b>Total Expenditures</b>	<b><u>\$639,998.67</u></b>	<b><u>\$3,292,669.23</u></b>	<b><u>28.30%</u></b>	<b><u>\$11,634,504.88</u></b>	<b><u>15.55%</u></b>	<b><u>\$21,168,183.00</u></b>

# Barrington Public Library District

## Expenditures-General Fund

For the Period Ended November 30, 2023

	Actual Month	Actual Y-T-D	% of Annual Budget	Annual Budget	% of Appropriation	Appropriation
<b>Expenditures</b>						
Salaries						
Salaries	\$419,435.14	\$1,497,189.27	38.13%	\$3,926,210.23	33.27%	\$4,500,000.00
Total Salaries	\$419,435.14	\$1,497,189.27	38.13%	\$3,926,210.23	33.27%	\$4,500,000.00
Benefits						
Insurance-medical and life	\$30,340.93	\$166,850.31	33.58%	\$496,865.00	21.81%	\$765,000.00
Total Benefits	\$30,340.93	\$166,850.31	33.58%	\$496,865.00	21.81%	\$765,000.00
Staff Development & Training						
Hiring	\$34.95	\$34.95	1.94%	\$1,800.00	0.03%	\$140,000.00
Staff Development	\$124.10	\$10,976.84	12.41%	\$88,449.45	0.00%	\$0.00
Dues & Memberships	\$0.00	\$947.99	10.75%	\$8,816.00	0.00%	\$0.00
Staff Expenses	\$1,134.58	\$3,616.09	33.33%	\$10,850.00	0.00%	\$0.00
Total Staff Development & Train	\$1,293.63	\$15,575.87	14.17%	\$109,915.45	11.13%	\$140,000.00
Library Materials						
Books	\$11,467.52	\$80,113.76	34.09%	\$235,000.00	0.00%	\$0.00
Books-Grab & Go	\$1,594.66	\$4,558.15	50.65%	\$9,000.00	0.00%	\$0.00
Periodicals	\$9,872.12	\$10,519.61	70.13%	\$15,000.00	0.00%	\$0.00
E-Periodicals	\$0.00	\$4,451.20	15.92%	\$27,954.00	0.00%	\$0.00
Circulating Equipment	\$25.95	\$983.01	16.38%	\$6,000.00	0.00%	\$0.00
Audio books-spoken	\$896.65	(\$2,408.04)	(14.59%)	\$16,500.00	0.00%	\$0.00
CDs	\$497.94	\$1,205.79	26.80%	\$4,500.00	0.00%	\$0.00
Digital Music	\$0.00	\$2,113.93	12.88%	\$16,417.00	0.00%	\$0.00
E-Books	\$17,933.29	\$90,557.73	36.96%	\$245,000.00	0.00%	\$0.00
DVDs	\$4,159.70	\$14,683.79	22.25%	\$66,000.00	0.00%	\$0.00
DVDs Grab & Go	\$1,021.98	\$2,991.02	33.23%	\$9,000.00	0.00%	\$0.00
E-DVDs	\$0.00	\$31,435.40	67.03%	\$46,900.00	0.00%	\$0.00
E-Audio Books	\$9,519.73	\$42,614.00	33.96%	\$125,500.00	0.00%	\$0.00
Refund for Materials lost & p	\$54.88	\$194.23	19.42%	\$1,000.00	0.01%	\$1,300,000.00
AV Video Games	\$1,594.33	\$5,683.48	43.39%	\$13,100.00	0.00%	\$0.00
Realia	\$0.00	\$1,092.22	72.81%	\$1,500.00	0.00%	\$0.00
Electronic information	\$6,728.30	\$77,531.62	48.15%	\$161,031.00	22.13%	\$350,295.00
Total Library Materials	\$65,367.05	\$368,320.90	36.85%	\$999,402.00	22.32%	\$1,650,295.00
Library Programs						
Pilot Programs	\$0.00	\$0.00	0.00%	\$0.00	0.00%	\$199,000.00
Library programs	\$6,960.26	\$34,015.74	43.30%	\$78,550.00	0.00%	\$0.00
Processing supplies	\$0.00	\$2,112.56	12.24%	\$17,258.00	0.00%	\$0.00
Online Computer Library Cen	\$0.00	\$0.00	0.00%	\$34,493.12	0.00%	\$0.00
Total Library Programs	\$6,960.26	\$36,128.30	27.73%	\$130,301.12	18.15%	\$199,000.00

District Admin & Operating Expe



# Barrington Public Library District

## Expenditures-General Fund

For the Period Ended November 30, 2023

	Actual Month	Actual Y-T-D	% of Annual Budget	Annual Budget	% of Appropriation	Appropriation
Departmental supplies	\$411.02	\$2,550.28	19.48%	\$13,095.00	1.34%	\$190,000.00
Office supplies	\$107.11	\$931.59	26.62%	\$3,500.00	0.00%	\$0.00
Postage	\$81.30	\$9,393.21	29.55%	\$31,790.00	0.00%	\$0.00
Promotional & display materi	\$1,038.43	\$11,991.64	58.07%	\$20,650.00	0.00%	\$0.00
Payroll Fees	\$3,127.36	\$12,060.97	31.39%	\$38,428.00	0.00%	\$0.00
Bank & Investment Fees	\$338.70	\$1,157.35	32.51%	\$3,560.00	0.00%	\$0.00
Merchant Fees	\$223.15	\$1,126.99	37.57%	\$3,000.00	0.00%	\$0.00
Security	\$0.00	\$877.20	69.07%	\$1,270.00	0.18%	\$500,000.00
Utilities-electric	\$8,948.23	\$54,967.04	53.13%	\$103,451.00	0.00%	\$0.00
Utilities-gas	\$2,102.07	\$4,122.17	14.46%	\$28,500.00	0.00%	\$0.00
Utilities-water, sewer	\$982.16	\$5,152.28	51.52%	\$10,000.00	0.00%	\$0.00
Utilities-Garbage	\$363.62	\$1,444.01	30.08%	\$4,800.00	0.00%	\$0.00
Telephone	\$2,259.55	\$6,649.46	17.50%	\$38,000.00	0.00%	\$0.00
Piano maintenance	\$0.00	\$175.00	29.17%	\$600.00	1.94%	\$9,000.00
<b>Total District Admin &amp; Operating</b>	<b>\$19,982.70</b>	<b>\$112,599.19</b>	<b>37.45%</b>	<b>\$300,644.00</b>	<b>16.11%</b>	<b>\$699,000.00</b>
<b>Capital Assets</b>						
Capital Assets	\$0.00	\$0.00	0.00%	\$0.00	0.00%	\$2,758,138.00
Furniture, Fixtures & Equipme	\$0.00	\$12,521.04	92.75%	\$13,500.00	2.50%	\$500,000.00
Technology Hardware	(\$1,572.36)	\$335,726.28	54.28%	\$618,500.00	27.91%	\$1,203,000.00
Technology Contingency	\$0.00	\$989.00	3.96%	\$25,000.00	0.00%	\$0.00
Software & Subscriptions	\$8,900.31	\$177,045.69	62.07%	\$285,228.85	0.00%	\$0.00
<b>Total Capital Assets</b>	<b>\$7,327.95</b>	<b>\$526,282.01</b>	<b>55.86%</b>	<b>\$942,228.85</b>	<b>11.80%</b>	<b>\$4,461,138.00</b>
<b>Professional Services</b>						
Legal fees	\$33.75	\$8,054.04	36.86%	\$21,850.00	2.01%	\$400,000.00
Consultant fees	\$10,333.50	\$60,318.25	48.82%	\$123,544.00	0.00%	\$0.00
Audit expense	\$1,000.00	\$13,900.00	86.88%	\$16,000.00	0.00%	\$0.00
<b>Total Professional Services</b>	<b>\$11,367.25</b>	<b>\$82,272.29</b>	<b>50.98%</b>	<b>\$161,394.00</b>	<b>20.57%</b>	<b>\$400,000.00</b>
<b>Trustee Expenses</b>						
Trustee expense	\$0.00	\$1,595.73	45.59%	\$3,500.00	17.73%	\$9,000.00
<b>Total Trustee Expenses</b>	<b>\$0.00</b>	<b>\$1,595.73</b>	<b>45.59%</b>	<b>\$3,500.00</b>	<b>17.73%</b>	<b>\$9,000.00</b>
<b>Total Expenditures</b>	<b>\$562,074.91</b>	<b>\$2,806,813.87</b>	<b>39.70%</b>	<b>\$7,070,460.65</b>	<b>21.89%</b>	<b>\$12,823,433.00</b>

# Expenditures-Other Funds

For the Period Ended November 31, 2023

	Actual Month	Actual Y-T-D	% of Annual Budget	Annual Budget	% of Appropriation	Appropriation
<b>Expenditures</b>						
Benefits						
FICA employer	\$25,520.29	\$91,067.87	37.41%	\$243,425.00	21.72%	\$419,250.00
Medicare employer	\$5,968.48	\$21,298.12	37.41%	\$56,930.05	0.00%	\$0.00
IMRF employer	\$19,604.52	\$94,827.55	31.99%	\$296,428.87	18.97%	\$500,000.00
<b>Total Benefits</b>	<b>\$51,093.29</b>	<b>\$207,193.54</b>	<b>34.72%</b>	<b>\$596,783.92</b>	<b>22.54%</b>	<b>\$919,250.00</b>
Library Materials						
Books	\$0.00	\$12.85	0.00%	\$0.00	0.00%	\$0.00
Audio books-spoken	\$0.00	\$836.80	0.00%	\$0.00	0.00%	\$0.00
DVDs Grab & Go	\$161.88	\$161.88	0.00%	\$0.00	0.00%	\$0.00
<b>Total Library Materials</b>	<b>\$161.88</b>	<b>\$1,011.53</b>	<b>0.00%</b>	<b>\$0.00</b>	<b>0.00%</b>	<b>\$0.00</b>
Library Programs						
Library programs	\$0.00	\$2,186.55	24.85%	\$8,800.00	0.67%	\$328,000.00
<b>Total Library Programs</b>	<b>\$0.00</b>	<b>\$2,186.55</b>	<b>24.85%</b>	<b>\$8,800.00</b>	<b>0.67%</b>	<b>\$328,000.00</b>
District Admin & Operating Expe						
Fees & Service Charges	\$0.00	\$0.00	0.00%	\$0.00	0.00%	\$2,500.00
Bank & Investment Fees	\$474.76	\$984.63	48.87%	\$2,015.00	0.00%	\$0.00
Rental Spaces	\$0.00	\$0.00	0.00%	\$840.00	0.00%	\$0.00
Business Insurance	\$307.59	\$4,976.53	5.53%	\$90,000.00	3.32%	\$150,000.00
Building maintenance & repa	\$4,972.67	\$62,346.03	38.18%	\$163,300.00	14.50%	\$430,000.00
Bldg maintenance supplies	\$0.00	\$6,345.90	24.41%	\$26,000.00	0.00%	\$0.00
Repair Contingency	\$1,395.00	\$18,492.09	92.46%	\$20,000.00	0.00%	\$0.00
Equipment maintenance	\$5,366.08	\$17,040.91	12.52%	\$136,136.31	8.11%	\$210,000.00
Traffic light	\$0.00	\$1,543.71	23.15%	\$6,669.00	0.00%	\$0.00
Site maintenance	\$6,410.00	\$17,310.00	19.34%	\$89,500.00	9.36%	\$185,000.00
Site Contingency	\$225.00	\$4,125.00	41.25%	\$10,000.00	0.00%	\$0.00
Vehicle operation & mainten:	\$75.00	\$3,104.71	34.50%	\$9,000.00	0.00%	\$0.00
<b>Total District Admin &amp; Operatin</b>	<b>\$19,226.10</b>	<b>\$136,269.51</b>	<b>24.62%</b>	<b>\$553,460.31</b>	<b>13.94%</b>	<b>\$977,500.00</b>
Capital Assets						
Capital Assets	\$0.00	\$0.00	0.00%	\$0.00	0.00%	\$100,000.00
Library Building & Grounds R	\$4,736.75	\$136,488.49	4.08%	\$3,345,000.00	2.31%	\$5,920,000.00
<b>Total Capital Assets</b>	<b>\$4,736.75</b>	<b>\$136,488.49</b>	<b>4.08%</b>	<b>\$3,345,000.00</b>	<b>2.27%</b>	<b>\$6,020,000.00</b>
Professional Services						
Consultant fees	\$2,705.74	\$2,705.74	4.51%	\$60,000.00	2.71%	\$100,000.00
<b>Total Professional Services</b>	<b>\$2,705.74</b>	<b>\$2,705.74</b>	<b>4.51%</b>	<b>\$60,000.00</b>	<b>2.71%</b>	<b>\$100,000.00</b>
<b>Total Expenditures</b>	<b>\$77,923.76</b>	<b>\$485,855.36</b>	<b>10.65%</b>	<b>\$4,564,044.23</b>	<b>5.82%</b>	<b>\$8,344,750.00</b>

# Barrington Public Library District

## Account Distribution

### General Fund

Date	Trans.	Journal	Reference	Debit Amount	Credit Amount	Balance
<b>10-4000-00</b>						
<b>Account: 10-4000-00 (Salaries)</b>						
11/01/2023			<i>Account Beginning Balance</i>			\$0.00
11/17/2023	9233-1	Journal Entry	Vacation Payouts	\$0.00		
11/17/2023	9252-1	Journal Entry	<Reversal>Vacation Payouts		\$0.00	
11/17/2023	9254-1	Journal Entry	Vacation Payouts	\$0.00		
11/30/2023	9243-1	Journal Entry	Vacation Payouts	\$0.00		
11/30/2023	9253-1	Journal Entry	<Reversal>Vacation Payouts		\$0.00	
11/30/2023	9255-1	Journal Entry	Vacation Payouts	\$0.00		
				\$0.00	\$0.00	
11/30/2023			<i>Account Net Change</i>			\$0.00
11/30/2023			<i>Account Ending Balance</i>			\$0.00
<b>10-4000-10</b>						
<b>Account: 10-4000-10 (Salaries)</b>						
11/01/2023			<i>Account Beginning Balance</i>			\$95,057.65
11/03/2023	9213-12	Journal Entry	Payroll & Settment of Taxes	\$17,632.42		
11/17/2023	9233-2	Journal Entry	Administration	\$17,658.16		
11/17/2023	9252-2	Journal Entry	<Reversal>Administration		\$17,658.16	
11/17/2023	9254-2	Journal Entry	Administration	\$17,658.16		
11/30/2023	9243-5	Journal Entry	Administration	\$17,675.34		
11/30/2023	9253-5	Journal Entry	<Reversal>Administration		\$17,675.34	
11/30/2023	9255-5	Journal Entry	Administration	\$17,675.34		
				\$88,299.42	\$35,333.50	
11/30/2023			<i>Account Net Change</i>			\$52,965.92
11/30/2023			<i>Account Ending Balance</i>			\$148,023.57
<b>10-4000-11</b>						
<b>Account: 10-4000-11 (Salaries)</b>						
11/01/2023			<i>Account Beginning Balance</i>			\$54,789.68
11/03/2023	9213-13	Journal Entry	Payroll & Settment of Taxes	\$6,681.51		
11/17/2023	9233-3	Journal Entry	IT	\$6,802.63		
11/17/2023	9252-3	Journal Entry	<Reversal>IT		\$6,802.63	
11/17/2023	9254-3	Journal Entry	IT	\$6,802.63		
11/30/2023	9243-6	Journal Entry	IT	\$6,715.15		
11/30/2023	9253-6	Journal Entry	<Reversal>IT		\$6,715.15	
11/30/2023	9255-6	Journal Entry	IT	\$6,715.15		
				\$33,717.07	\$13,517.78	
11/30/2023			<i>Account Net Change</i>			\$20,199.29
11/30/2023			<i>Account Ending Balance</i>			\$74,988.97
<b>10-4000-12</b>						
<b>Account: 10-4000-12 (Salaries)</b>						
11/01/2023			<i>Account Beginning Balance</i>			\$46,594.67
11/03/2023	9213-14	Journal Entry	Payroll & Settment of Taxes	\$5,991.18		
11/17/2023	9233-4	Journal Entry	Digital Services	\$5,851.17		
11/17/2023	9252-4	Journal Entry	<Reversal>Digital Services		\$5,851.17	
11/17/2023	9254-4	Journal Entry	Digital Services	\$5,851.17		
11/30/2023	9243-7	Journal Entry	Digital Services	\$5,911.18		
11/30/2023	9253-7	Journal Entry	<Reversal>Digital Services		\$5,911.18	
11/30/2023	9255-7	Journal Entry	Digital Services	\$5,911.18		

# Barrington Public Library District

## Account Distribution

### General Fund

Date	Trans.	Journal	Reference	Debit Amount	Credit Amount	Balance
<b>Account:</b>	<b>10-4000-12 (Salaries)</b>					
				\$29,515.88	\$11,762.35	
11/30/2023			<i>Account Net Change</i>			\$17,753.53
11/30/2023			<i>Account Ending Balance</i>			<u>\$64,348.20</u>
<b>Account:</b>	<b>10-4000-13 (Salaries)</b>					
11/01/2023			<i>Account Beginning Balance</i>			\$52,232.17
11/03/2023	9213-15	Journal Entry	Payroll & Settlement of Taxes	\$6,121.36		
11/17/2023	9233-5	Journal Entry	Public Information	\$6,121.37		
11/17/2023	9252-5	Journal Entry	<Reversal>Public Information		\$6,121.37	
11/17/2023	9254-5	Journal Entry	Public Information	\$6,121.37		
11/30/2023	9243-2	Journal Entry	Public Information	\$6,121.37		
11/30/2023	9253-2	Journal Entry	<Reversal>Public Information		\$6,121.37	
11/30/2023	9255-2	Journal Entry	Public Information	\$6,121.37		
				\$30,606.84	\$12,242.74	
11/30/2023			<i>Account Net Change</i>			\$18,364.10
11/30/2023			<i>Account Ending Balance</i>			<u>\$70,596.27</u>
<b>Account:</b>	<b>10-4000-20 (Salaries)</b>					
11/01/2023			<i>Account Beginning Balance</i>			\$217,471.89
11/03/2023	9213-16	Journal Entry	Payroll & Settlement of Taxes	\$27,395.00		
11/17/2023	9233-6	Journal Entry	AS	\$27,208.97		
11/17/2023	9252-6	Journal Entry	<Reversal>AS		\$27,208.97	
11/17/2023	9254-6	Journal Entry	AS	\$27,208.97		
11/30/2023	9243-8	Journal Entry	AS	\$27,100.47		
11/30/2023	9253-8	Journal Entry	<Reversal>AS		\$27,100.47	
11/30/2023	9255-8	Journal Entry	AS	\$27,100.47		
				\$136,013.88	\$54,309.44	
11/30/2023			<i>Account Net Change</i>			\$81,704.44
11/30/2023			<i>Account Ending Balance</i>			<u>\$299,176.33</u>
<b>Account:</b>	<b>10-4000-30 (Salaries)</b>					
11/01/2023			<i>Account Beginning Balance</i>			\$53,361.41
11/03/2023	9213-17	Journal Entry	Payroll & Settlement of Taxes	\$6,417.84		
11/17/2023	9233-7	Journal Entry	Building Services	\$6,511.99		
11/17/2023	9252-7	Journal Entry	<Reversal>Building Services		\$6,511.99	
11/17/2023	9254-7	Journal Entry	Building Services	\$6,511.99		
11/30/2023	9243-9	Journal Entry	Building Services	\$6,427.56		
11/30/2023	9253-9	Journal Entry	<Reversal>Building Services		\$6,427.56	
11/30/2023	9255-9	Journal Entry	Building Services	\$6,427.56		
				\$32,296.94	\$12,939.55	
11/30/2023			<i>Account Net Change</i>			\$19,357.39
11/30/2023			<i>Account Ending Balance</i>			<u>\$72,718.80</u>
<b>Account:</b>	<b>10-4000-35 (Salaries)</b>					
11/01/2023			<i>Account Beginning Balance</i>			\$111,799.30
11/03/2023	9213-18	Journal Entry	Payroll & Settlement of Taxes	\$13,697.82		

# Barrington Public Library District

## Account Distribution

### General Fund

Date	Trans.	Journal	Reference	Debit Amount	Credit Amount	Balance
<b>Account: 10-4000-35 (Salaries)</b>						
11/17/2023	9233-8	Journal Entry	Material Services	\$13,689.90		
11/17/2023	9252-8	Journal Entry	<Reversal>Material Services		\$13,689.90	
11/17/2023	9254-8	Journal Entry	Material Services	\$13,689.90		
11/30/2023	9243-10	Journal Entry	Material Services	\$14,254.99		
11/30/2023	9253-10	Journal Entry	<Reversal>Material Services		\$14,254.99	
11/30/2023	9255-10	Journal Entry	Material Services	\$14,254.99		
				<u>\$69,587.60</u>	<u>\$27,944.89</u>	
11/30/2023			<i>Account Net Change</i>			\$41,642.71
11/30/2023			<i>Account Ending Balance</i>			<u><u>\$153,442.01</u></u>
<b>10-4000-40</b>						
<b>Account: 10-4000-40 (Salaries)</b>						
11/01/2023			<i>Account Beginning Balance</i>			\$125,484.49
11/03/2023	9213-19	Journal Entry	Payroll & Settment of Taxes	\$16,850.97		
11/17/2023	9233-9	Journal Entry	CS	\$16,283.16		
11/17/2023	9252-9	Journal Entry	<Reversal>CS		\$16,283.16	
11/17/2023	9254-9	Journal Entry	CS	\$16,283.16		
11/30/2023	9243-11	Journal Entry	CS	\$16,418.13		
11/30/2023	9253-11	Journal Entry	<Reversal>CS		\$16,418.13	
11/30/2023	9255-11	Journal Entry	CS	\$16,418.13		
				<u>\$82,253.55</u>	<u>\$32,701.29</u>	
11/30/2023			<i>Account Net Change</i>			\$49,552.26
11/30/2023			<i>Account Ending Balance</i>			<u><u>\$175,036.75</u></u>
<b>10-4000-50</b>						
<b>Account: 10-4000-50 (Salaries)</b>						
11/01/2023			<i>Account Beginning Balance</i>			\$141,237.15
11/03/2023	9213-20	Journal Entry	Payroll & Settment of Taxes	\$16,766.00		
11/17/2023	9233-10	Journal Entry	Tech	\$16,871.40		
11/17/2023	9252-10	Journal Entry	<Reversal>Tech		\$16,871.40	
11/17/2023	9254-10	Journal Entry	Tech	\$16,871.40		
11/30/2023	9243-12	Journal Entry	Tech	\$16,824.55		
11/30/2023	9253-12	Journal Entry	<Reversal>Tech		\$16,824.55	
11/30/2023	9255-12	Journal Entry	Tech	\$16,824.55		
				<u>\$84,157.90</u>	<u>\$33,695.95</u>	
11/30/2023			<i>Account Net Change</i>			\$50,461.95
11/30/2023			<i>Account Ending Balance</i>			<u><u>\$191,699.10</u></u>
<b>10-4000-60</b>						
<b>Account: 10-4000-60 (Salaries)</b>						
11/01/2023			<i>Account Beginning Balance</i>			\$179,725.72
11/03/2023	9213-21	Journal Entry	Payroll & Settment of Taxes	\$22,620.43		
11/17/2023	9233-11	Journal Entry	YS	\$22,469.05		
11/17/2023	9252-11	Journal Entry	<Reversal>YS		\$22,469.05	
11/17/2023	9254-11	Journal Entry	YS	\$22,469.05		
11/30/2023	9243-13	Journal Entry	YS	\$22,344.07		
11/30/2023	9253-13	Journal Entry	<Reversal>YS		\$22,344.07	
11/30/2023	9255-13	Journal Entry	YS	\$22,344.07		

# Barrington Public Library District

## Account Distribution

### General Fund

Date	Trans.	Journal	Reference	Debit Amount	Credit Amount	Balance
<b>Account:</b>	<b>10-4000-60 (Salaries)</b>					
				\$112,246.67	\$44,813.12	
11/30/2023			<i>Account Net Change</i>			\$67,433.55
11/30/2023			<i>Account Ending Balance</i>			<u>\$247,159.27</u>
<b>10-4600-00</b>						
<b>Account:</b>	<b>10-4600-00 (Insurance-medical and life)</b>					
11/01/2023			<i>Account Beginning Balance</i>			\$136,509.38
11/01/2023	9214-2	Journal Entry	Nelson		\$47.00	
11/01/2023	9214-4	Journal Entry	Riendeau - Nov		\$1,007.00	
11/01/2023	9214-6	Journal Entry	IMRF-Collins		\$47.00	
11/03/2023	9213-2	Journal Entry	Payroll & Settment of Taxes		\$2,605.85	
11/08/2023	9214-7	Journal Entry	Sugden		\$47.00	
11/08/2023	9214-10	Journal Entry	Morici		\$47.00	
11/09/2023	9229-157	Accounts Payable	Wellness Insurance N-November life and health ir	\$40,454.48		
11/17/2023	9233-21	Journal Entry	Ins withheld		\$2,605.85	
11/17/2023	9252-21	Journal Entry	<Reversal>Ins withheld	\$2,605.85		
11/17/2023	9254-21	Journal Entry	Ins withheld		\$2,605.85	
11/28/2023	9214-29	Journal Entry	Riendeau - Dec		\$1,007.00	
11/28/2023	9214-31	Journal Entry	Morici - April check		\$47.00	
11/28/2023	9214-37	Journal Entry	Nelson - Dec		\$47.00	
11/30/2023	9243-4	Journal Entry	Ins withheld		\$2,605.85	
11/30/2023	9253-4	Journal Entry	<Reversal>Ins withheld	\$2,605.85		
11/30/2023	9255-4	Journal Entry	Ins withheld		\$2,605.85	
				<u>\$45,666.18</u>	<u>\$15,325.25</u>	
11/30/2023			<i>Account Net Change</i>			\$30,340.93
11/30/2023			<i>Account Ending Balance</i>			<u>\$166,850.31</u>
<b>10-4700-00</b>						
<b>Account:</b>	<b>10-4700-00 (Hiring)</b>					
11/01/2023			<i>Account Beginning Balance</i>			\$0.00
11/17/2023	9233-30	Journal Entry	Hiring fees	\$34.95		
11/17/2023	9252-30	Journal Entry	<Reversal>Hiring fees		\$34.95	
11/17/2023	9254-30	Journal Entry	Hiring fees	\$34.95		
11/30/2023	9243-30	Journal Entry	Hiring fees	\$0.00		
11/30/2023	9253-30	Journal Entry	<Reversal>Hiring fees		\$0.00	
11/30/2023	9255-30	Journal Entry	Hiring fees	\$0.00		
				<u>\$69.90</u>	<u>\$34.95</u>	
11/30/2023			<i>Account Net Change</i>			\$34.95
11/30/2023			<i>Account Ending Balance</i>			<u>\$34.95</u>
<b>10-4800-00</b>						
<b>Account:</b>	<b>10-4800-00 (Staff Development)</b>					
11/01/2023			<i>Account Beginning Balance</i>			\$1,144.78
11/20/2023	9235-17	Accounts Payable	Amazon Capital Servi-turkey on the table	\$43.56		
11/20/2023	9235-24	Accounts Payable	Amazon Capital Servi-cocoa	\$24.99		
11/20/2023	9235-26	Accounts Payable	Amazon Capital Servi-cocoa	\$55.55		
				<u>\$124.10</u>	<u>\$0.00</u>	
11/30/2023			<i>Account Net Change</i>			\$124.10
11/30/2023			<i>Account Ending Balance</i>			<u>\$1,268.88</u>

# Barrington Public Library District

## Account Distribution

### General Fund

<u>Date</u>	<u>Trans.</u>	<u>Journal</u>	<u>Reference</u>	<u>Debit Amount</u>	<u>Credit Amount</u>	<u>Balance</u>
<b>10-4800-10</b>						
<b>Account:</b>	<b>10-4800-10 (Staff Development)</b>					
11/01/2023			<i>Account Beginning Balance</i>			\$1,159.18
11/30/2023			<i>Account Net Change</i>			\$0.00
11/30/2023			<i>Account Ending Balance</i>			<u>\$1,159.18</u>
<b>10-4800-11</b>						
<b>Account:</b>	<b>10-4800-11 (Staff Development)</b>					
11/01/2023			<i>Account Beginning Balance</i>			\$4,448.77
11/30/2023			<i>Account Net Change</i>			\$0.00
11/30/2023			<i>Account Ending Balance</i>			<u>\$4,448.77</u>
<b>10-4800-13</b>						
<b>Account:</b>	<b>10-4800-13 (Staff Development)</b>					
11/01/2023			<i>Account Beginning Balance</i>			\$475.00
11/30/2023			<i>Account Net Change</i>			\$0.00
11/30/2023			<i>Account Ending Balance</i>			<u>\$475.00</u>
<b>10-4800-20</b>						
<b>Account:</b>	<b>10-4800-20 (Staff Development)</b>					
11/01/2023			<i>Account Beginning Balance</i>			\$2,023.90
11/30/2023			<i>Account Net Change</i>			\$0.00
11/30/2023			<i>Account Ending Balance</i>			<u>\$2,023.90</u>
<b>10-4800-40</b>						
<b>Account:</b>	<b>10-4800-40 (Staff Development)</b>					
11/01/2023			<i>Account Beginning Balance</i>			\$590.00
11/30/2023			<i>Account Net Change</i>			\$0.00
11/30/2023			<i>Account Ending Balance</i>			<u>\$590.00</u>
<b>10-4800-50</b>						
<b>Account:</b>	<b>10-4800-50 (Staff Development)</b>					
11/01/2023			<i>Account Beginning Balance</i>			\$253.67
11/30/2023			<i>Account Net Change</i>			\$0.00
11/30/2023			<i>Account Ending Balance</i>			<u>\$253.67</u>
<b>10-4800-60</b>						
<b>Account:</b>	<b>10-4800-60 (Staff Development)</b>					
11/01/2023			<i>Account Beginning Balance</i>			\$757.44
11/30/2023			<i>Account Net Change</i>			\$0.00
11/30/2023			<i>Account Ending Balance</i>			<u>\$757.44</u>
<b>10-4810-10</b>						
<b>Account:</b>	<b>10-4810-10 (Dues &amp; Memberships)</b>					
11/01/2023			<i>Account Beginning Balance</i>			\$689.99
11/30/2023			<i>Account Net Change</i>			\$0.00
11/30/2023			<i>Account Ending Balance</i>			<u>\$689.99</u>
<b>10-4810-11</b>						
<b>Account:</b>	<b>10-4810-11 (Dues &amp; Memberships)</b>					
11/01/2023			<i>Account Beginning Balance</i>			\$40.00

# Barrington Public Library District

## Account Distribution

### General Fund

Date	Trans.	Journal	Reference	Debit Amount	Credit Amount	Balance
<b>Account: 10-4810-11 (Dues &amp; Memberships)</b>						
11/30/2023			<i>Account Net Change</i>			\$0.00
11/30/2023			<i>Account Ending Balance</i>			\$40.00
<b>10-4810-20</b>						
<b>Account: 10-4810-20 (Dues &amp; Memberships)</b>						
11/01/2023			<i>Account Beginning Balance</i>			\$218.00
11/30/2023			<i>Account Net Change</i>			\$0.00
11/30/2023			<i>Account Ending Balance</i>			\$218.00
<b>10-4820-10</b>						
<b>Account: 10-4820-10 (Staff Expenses)</b>						
11/01/2023			<i>Account Beginning Balance</i>			\$2,481.51
11/03/2023	9213-22	Journal Entry	Payroll & Settlnent of Taxes	\$201.81		
11/17/2023	9233-12	Journal Entry	Reimbursement	\$21.09		
11/17/2023	9233-13	Journal Entry	Phone reimb	\$45.00		
11/17/2023	9252-12	Journal Entry	<Reversal>Reimbursement		\$21.09	
11/17/2023	9252-13	Journal Entry	<Reversal>Phone reimb		\$45.00	
11/17/2023	9254-12	Journal Entry	Reimbursement	\$21.09		
11/17/2023	9254-13	Journal Entry	Phone reimb	\$45.00		
11/20/2023	9235-19	Accounts Payable	Amazon Capital Servi-pen and markers	\$35.99		
11/20/2023	9235-55	Accounts Payable	Victoria Lee-cookies	\$30.00		
11/20/2023	9235-157	Accounts Payable	Sodexo Inc & Affilia-spring water	\$140.30		
11/30/2023	9243-14	Journal Entry	Reimbursement	\$615.39		
11/30/2023	9243-15	Journal Entry	Phone reimb	\$45.00		
11/30/2023	9253-14	Journal Entry	<Reversal>Reimbursement		\$615.39	
11/30/2023	9253-15	Journal Entry	<Reversal>Phone reimb		\$45.00	
11/30/2023	9255-14	Journal Entry	Reimbursement	\$615.39		
11/30/2023	9255-15	Journal Entry	Phone reimb	\$45.00		
				\$1,861.06	\$726.48	
11/30/2023			<i>Account Net Change</i>			\$1,134.58
11/30/2023			<i>Account Ending Balance</i>			\$3,616.09
<b>10-5100-20</b>						
<b>Account: 10-5100-20 (Books)</b>						
11/01/2023			<i>Account Beginning Balance</i>			\$45,619.44
11/09/2023	9229-23	Accounts Payable	Baker & Taylor Books-as books	\$181.19		
11/09/2023	9229-25	Accounts Payable	Baker & Taylor Books-as books / g&g	\$323.42		
11/09/2023	9229-28	Accounts Payable	Baker & Taylor Books-as books	\$73.98		
11/09/2023	9229-32	Accounts Payable	Baker & Taylor Books-as books / g&g books	\$79.92		
11/09/2023	9229-33	Accounts Payable	Baker & Taylor Books-as books	\$111.17		
11/09/2023	9229-35	Accounts Payable	Baker & Taylor Books-as books	\$118.08		
11/09/2023	9229-37	Accounts Payable	Baker & Taylor Books-as books	\$18.11		
11/09/2023	9229-41	Accounts Payable	Baker & Taylor Books-as books	\$55.21		
11/09/2023	9229-59	Accounts Payable	Ingram Library Servi-as books	\$234.92		
11/09/2023	9229-61	Accounts Payable	Ingram Library Servi-as books	\$22.63		
11/09/2023	9229-65	Accounts Payable	Ingram Library Servi-as books / g&g	\$693.82		
11/09/2023	9229-66	Accounts Payable	Ingram Library Servi-as books	\$449.08		
11/09/2023	9229-68	Accounts Payable	Ingram Library Servi-as books / g&g books	\$57.20		
11/09/2023	9229-73	Accounts Payable	Ingram Library Servi-as books	\$141.86		
11/09/2023	9229-75	Accounts Payable	Ingram Library Servi-as books	\$377.64		



# Barrington Public Library District

## Account Distribution

### General Fund

Date	Trans.	Journal	Reference	Debit Amount	Credit Amount	Balance
<b>Account: 10-5100-20 (Books)</b>						
11/09/2023	9229-77	Accounts Payable	Ingram Library Servi-as books	\$643.43		
11/09/2023	9229-79	Accounts Payable	Ingram Library Servi-as books	\$756.89		
11/09/2023	9229-183	Accounts Payable	Baker & Taylor Books-as books / g&g	\$122.44		
11/20/2023	9235-40	Accounts Payable	Baker & Taylor Books-as books	\$222.64		
11/20/2023	9235-42	Accounts Payable	Baker & Taylor Books-as books	\$241.53		
11/20/2023	9235-44	Accounts Payable	Baker & Taylor Books-as books	\$131.08		
11/20/2023	9235-46	Accounts Payable	Baker & Taylor Books-as books	\$18.11		
11/20/2023	9235-48	Accounts Payable	Baker & Taylor Books-as books / g&g books	\$387.67		
11/20/2023	9235-51	Accounts Payable	Baker & Taylor Books-as books	\$120.65		
11/20/2023	9235-53	Accounts Payable	Baker & Taylor Books-as books	\$123.33		
11/20/2023	9235-83	Accounts Payable	Ingram Library Servi-as books / g&g books	\$495.63		
11/20/2023	9235-86	Accounts Payable	Ingram Library Servi-as books / g&g books	\$279.59		
11/20/2023	9235-93	Accounts Payable	Ingram Library Servi-as books / g&g books	\$379.93		
11/20/2023	9235-96	Accounts Payable	Ingram Library Servi-as books / g&g books	\$183.30		
11/20/2023	9235-99	Accounts Payable	Ingram Library Servi-as books / g&g books	\$862.46		
11/20/2023	9235-102	Accounts Payable	Ingram Library Servi-as books	\$77.15		
11/20/2023	9235-104	Accounts Payable	Ingram Library Servi-as books	\$497.94		
11/20/2023	9235-106	Accounts Payable	Ingram Library Servi-as books	\$218.23		
11/20/2023	9235-108	Accounts Payable	Ingram Library Servi-as books	\$287.89		
				\$8,988.12		
					\$0.00	
11/30/2023			<i>Account Net Change</i>			\$8,988.12
11/30/2023			<i>Account Ending Balance</i>			\$54,607.56
<b>10-5100-60</b>						
<b>Account: 10-5100-60 (Books)</b>						
11/01/2023			<i>Account Beginning Balance</i>			\$23,026.80
11/09/2023	9229-39	Accounts Payable	Baker & Taylor Books-ys books	\$261.17		
11/09/2023	9229-81	Accounts Payable	Ingram Library Servi-ys books	\$507.93		
11/20/2023	9235-36	Accounts Payable	Baker & Taylor Books-ys books	\$1,228.42		
11/20/2023	9235-38	Accounts Payable	Baker & Taylor Books-ys books	\$229.96		
11/20/2023	9235-81	Accounts Payable	Ingram Library Servi-ys books	\$41.42		
11/20/2023	9235-89	Accounts Payable	Ingram Library Servi-ys books	\$38.72		
11/20/2023	9235-91	Accounts Payable	Ingram Library Servi-ys books	\$171.78		
				\$2,479.40		
					\$0.00	
11/30/2023			<i>Account Net Change</i>			\$2,479.40
11/30/2023			<i>Account Ending Balance</i>			\$25,506.20
<b>10-5101-20</b>						
<b>Account: 10-5101-20 (Books-Grab &amp; Go)</b>						
11/01/2023			<i>Account Beginning Balance</i>			\$2,963.49
11/09/2023	9229-27	Accounts Payable	Baker & Taylor Books-as books / g&g	\$89.53		
11/09/2023	9229-30	Accounts Payable	Baker & Taylor Books-as books / g&g books	\$14.52		
11/09/2023	9229-63	Accounts Payable	Ingram Library Servi-as books / g&g	\$67.27		
11/09/2023	9229-70	Accounts Payable	Ingram Library Servi-as books / g&g books	\$1,057.20		
11/09/2023	9229-185	Accounts Payable	Baker & Taylor Books-as books / g&g	\$36.67		
11/20/2023	9235-50	Accounts Payable	Baker & Taylor Books-as books / g&g books	\$127.89		
11/20/2023	9235-85	Accounts Payable	Ingram Library Servi-as books / g&g books	\$53.79		
11/20/2023	9235-88	Accounts Payable	Ingram Library Servi-as books / g&g books	\$16.81		
11/20/2023	9235-95	Accounts Payable	Ingram Library Servi-as books / g&g books	\$71.76		
11/20/2023	9235-98	Accounts Payable	Ingram Library Servi-as books / g&g books	\$39.26		

# Barrington Public Library District

## Account Distribution

### General Fund

Date	Trans.	Journal	Reference	Debit Amount	Credit Amount	Balance
<b>Account: 10-5101-20 (Books-Grab &amp; Go)</b>						
11/20/2023	9235-101	Accounts Payable	Ingram Library Servi-as books / g&g books	\$19.96		
				\$1,594.66	\$0.00	
11/30/2023			<i>Account Net Change</i>			\$1,594.66
11/30/2023			<i>Account Ending Balance</i>			\$4,558.15
<b>10-5200-20</b>						
<b>Account: 10-5200-20 (Periodicals)</b>						
11/01/2023			<i>Account Beginning Balance</i>			\$647.49
11/09/2023	9229-43	Accounts Payable	Chicago Tribune-thru 1/17/24	\$236.91		
11/20/2023	9235-71	Accounts Payable	Ebsco Information Se-periodicals	\$9,635.21		
				\$9,872.12	\$0.00	
11/30/2023			<i>Account Net Change</i>			\$9,872.12
11/30/2023			<i>Account Ending Balance</i>			\$10,519.61
<b>10-5210-20</b>						
<b>Account: 10-5210-20 (E-Periodicals)</b>						
11/01/2023			<i>Account Beginning Balance</i>			\$4,451.20
11/30/2023			<i>Account Net Change</i>			\$0.00
11/30/2023			<i>Account Ending Balance</i>			\$4,451.20
<b>10-5300-12</b>						
<b>Account: 10-5300-12 (Circulating Equipment)</b>						
11/01/2023			<i>Account Beginning Balance</i>			\$432.00
11/30/2023			<i>Account Net Change</i>			\$0.00
11/30/2023			<i>Account Ending Balance</i>			\$432.00
<b>10-5300-60</b>						
<b>Account: 10-5300-60 (Circulating Equipment)</b>						
11/01/2023			<i>Account Beginning Balance</i>			\$525.06
11/20/2023	9235-34	Accounts Payable	Amazon Capital Servi-book of colors	\$25.95		
				\$25.95	\$0.00	
11/30/2023			<i>Account Net Change</i>			\$25.95
11/30/2023			<i>Account Ending Balance</i>			\$551.01
<b>10-5310-20</b>						
<b>Account: 10-5310-20 (Audio books-spoken)</b>						
11/01/2023			<i>Account Beginning Balance</i>			(\$1,002.84)
11/02/2023	9229-91	Accounts Payable	Midwest Tape-as audiobooks	\$47.99		
11/09/2023	9229-93	Accounts Payable	Midwest Tape-as audiobooks	\$212.90		
11/09/2023	9229-109	Accounts Payable	Midwest Tape-as audiobooks	\$88.96		
11/10/2023	9229-89	Accounts Payable	Midwest Tape-as audiobooks	\$44.99		
11/20/2023	9235-128	Accounts Payable	Midwest Tape-as audiobooks	\$245.90		
11/20/2023	9235-133	Accounts Payable	Midwest Tape-as audiobooks	\$84.98		
11/20/2023	9235-141	Accounts Payable	Midwest Tape-as audiobooks	\$130.94		
11/20/2023	9235-143	Accounts Payable	Midwest Tape-as audiobooks	\$39.99		
				\$896.65	\$0.00	
11/30/2023			<i>Account Net Change</i>			\$896.65
11/30/2023			<i>Account Ending Balance</i>			(\$106.19)

# Barrington Public Library District

## Account Distribution

### General Fund

<u>Date</u>	<u>Trans.</u>	<u>Journal</u>	<u>Reference</u>	<u>Debit Amount</u>	<u>Credit Amount</u>	<u>Balance</u>
<b>10-5310-60</b>						
<b>Account: 10-5310-60 (Audio books-spoken)</b>						
11/01/2023			Account Beginning Balance			(\$2,301.85)
11/30/2023			Account Net Change			\$0.00
11/30/2023			Account Ending Balance			<u>(\$2,301.85)</u>
<b>10-5311-20</b>						
<b>Account: 10-5311-20 (CDs)</b>						
11/01/2023			Account Beginning Balance			\$690.57
11/09/2023	9229-100	Accounts Payable	Midwest Tape-as music cds	\$194.34		
11/09/2023	9229-111	Accounts Payable	Midwest Tape-as music cds	\$14.73		
11/20/2023	9235-121	Accounts Payable	Midwest Tape-as cds / ys cds	\$129.09		
11/20/2023	9235-147	Accounts Payable	Midwest Tape-as CDs / ys CDs	\$119.49		
				<u>\$457.65</u>	<u>\$0.00</u>	
11/30/2023			Account Net Change			\$457.65
11/30/2023			Account Ending Balance			<u>\$1,148.22</u>
<b>10-5311-60</b>						
<b>Account: 10-5311-60 (CDs)</b>						
11/01/2023			Account Beginning Balance			\$17.28
11/20/2023	9235-123	Accounts Payable	Midwest Tape-as cds / ys cds	\$14.73		
11/20/2023	9235-149	Accounts Payable	Midwest Tape-as CDs / ys CDs	\$25.56		
				<u>\$40.29</u>	<u>\$0.00</u>	
11/30/2023			Account Net Change			\$40.29
11/30/2023			Account Ending Balance			<u>\$57.57</u>
<b>10-5312-20</b>						
<b>Account: 10-5312-20 (Digital Music)</b>						
11/01/2023			Account Beginning Balance			\$2,113.93
11/30/2023			Account Net Change			\$0.00
11/30/2023			Account Ending Balance			<u>\$2,113.93</u>
<b>10-5315-20</b>						
<b>Account: 10-5315-20 (E-Books)</b>						
11/01/2023			Account Beginning Balance			\$63,806.68
11/10/2023	9229-230	Accounts Payable	OverDrive Inc.-ebooks & eaudiobooks	\$708.81		
11/10/2023	9229-233	Accounts Payable	OverDrive Inc.-as ebooks	\$7,588.57		
11/10/2023	9229-235	Accounts Payable	OverDrive Inc.-as ebooks	\$2,698.99		
11/10/2023	9229-237	Accounts Payable	OverDrive Inc.-as ebooks	\$3,486.47		
11/10/2023	9229-239	Accounts Payable	OverDrive Inc.-as ebooks	\$3,071.06		
11/10/2023	9229-247	Accounts Payable	OverDrive Inc.-ebooks and eaudiobooks	\$343.48		
				<u>\$17,897.38</u>	<u>\$0.00</u>	
11/30/2023			Account Net Change			\$17,897.38
11/30/2023			Account Ending Balance			<u>\$81,704.06</u>
<b>10-5315-60</b>						
<b>Account: 10-5315-60 (E-Books)</b>						
11/01/2023			Account Beginning Balance			\$8,817.76
11/10/2023	9229-250	Accounts Payable	OverDrive Inc.-ebooks and eaudiobooks	\$35.91		

# Barrington Public Library District

## Account Distribution

### General Fund

Date	Trans.	Journal	Reference	Debit Amount	Credit Amount	Balance
<b>Account:</b>	<b>10-5315-60 (E-Books)</b>					
				\$35.91	\$0.00	
11/30/2023			<i>Account Net Change</i>			\$35.91
11/30/2023			<i>Account Ending Balance</i>			<u>\$8,853.67</u>
<b>10-5320-20</b>						
<b>Account:</b>	<b>10-5320-20 (DVDs)</b>					
11/01/2023			<i>Account Beginning Balance</i>			\$8,804.76
11/09/2023	9229-95	Accounts Payable	Midwest Tape-as dvds	\$78.96		
11/09/2023	9229-97	Accounts Payable	Midwest Tape-as dvds / g&g	\$375.45		
11/09/2023	9229-102	Accounts Payable	Midwest Tape-as dvds / g&g	\$601.32		
11/09/2023	9229-105	Accounts Payable	Midwest Tape-as dvds	\$56.46		
11/09/2023	9229-113	Accounts Payable	Midwest Tape-as dvds / g&g	\$420.66		
11/09/2023	9229-118	Accounts Payable	Midwest Tape-as dvds / g&g	\$398.97		
11/20/2023	9235-173	Accounts Payable	Midwest Tape-504529940		\$33.96	
11/20/2023	9235-118	Accounts Payable	Midwest Tape-as dvds / g&g dvds	\$301.04		
11/20/2023	9235-126	Accounts Payable	Midwest Tape-ys dvds	\$139.65		
11/20/2023	9235-130	Accounts Payable	Midwest Tape-as dvds / g&g dvds	\$472.35		
11/20/2023	9235-135	Accounts Payable	Midwest Tape-as dvds / G&G dvds	\$322.47		
11/20/2023	9235-138	Accounts Payable	Midwest Tape-as dvds / G&G dvds	\$236.83		
11/20/2023	9235-152	Accounts Payable	Midwest Tape-as dvds / g&g dvds	\$634.98		
				<u>\$4,039.14</u>	<u>\$33.96</u>	
11/30/2023			<i>Account Net Change</i>			\$4,005.18
11/30/2023			<i>Account Ending Balance</i>			<u>\$12,809.94</u>
<b>10-5320-60</b>						
<b>Account:</b>	<b>10-5320-60 (DVDs)</b>					
11/01/2023			<i>Account Beginning Balance</i>			\$1,719.33
11/09/2023	9229-107	Accounts Payable	Midwest Tape-ys dvds	\$20.73		
11/09/2023	9229-116	Accounts Payable	Midwest Tape-ys dvds	\$37.71		
11/20/2023	9235-124	Accounts Payable	Midwest Tape-ys dvds	\$42.92		
11/20/2023	9235-145	Accounts Payable	Midwest Tape-ys dvds	\$53.16		
				<u>\$154.52</u>	<u>\$0.00</u>	
11/30/2023			<i>Account Net Change</i>			\$154.52
11/30/2023			<i>Account Ending Balance</i>			<u>\$1,873.85</u>
<b>10-5321-20</b>						
<b>Account:</b>	<b>10-5321-20 (DVDs Grab &amp; Go)</b>					
11/01/2023			<i>Account Beginning Balance</i>			\$1,969.04
11/09/2023	9229-99	Accounts Payable	Midwest Tape-as dvds / g&g	\$56.46		
11/09/2023	9229-104	Accounts Payable	Midwest Tape-as dvds / g&g	\$186.34		
11/09/2023	9229-115	Accounts Payable	Midwest Tape-as dvds / g&g	\$137.88		
11/20/2023	9235-120	Accounts Payable	Midwest Tape-as dvds / g&g dvds	\$158.40		
11/20/2023	9235-132	Accounts Payable	Midwest Tape-as dvds / g&g dvds	\$198.84		
11/20/2023	9235-137	Accounts Payable	Midwest Tape-as dvds / G&G dvds	\$56.46		
11/20/2023	9235-140	Accounts Payable	Midwest Tape-as dvds / G&G dvds	\$142.91		
11/20/2023	9235-150	Accounts Payable	Midwest Tape-as dvds / g&g dvds	\$84.69		
				<u>\$1,021.98</u>	<u>\$0.00</u>	
11/30/2023			<i>Account Net Change</i>			\$1,021.98
11/30/2023			<i>Account Ending Balance</i>			<u>\$2,991.02</u>

# Barrington Public Library District

## Account Distribution

### General Fund

<u>Date</u>	<u>Trans.</u>	<u>Journal</u>	<u>Reference</u>	<u>Debit Amount</u>	<u>Credit Amount</u>	<u>Balance</u>
<b>10-5325-20</b>						
<b>Account: 10-5325-20 (E-DVDs)</b>						
11/01/2023			Account Beginning Balance			\$31,435.40
11/30/2023			Account Net Change			\$0.00
11/30/2023			Account Ending Balance			<u>\$31,435.40</u>
<b>10-5330-20</b>						
<b>Account: 10-5330-20 (E-Audio Books)</b>						
11/01/2023			Account Beginning Balance			\$29,767.85
11/10/2023	9229-232	Accounts Payable	OverDrive Inc.-ebooks & eaudiobooks	\$3,994.19		
11/10/2023	9229-241	Accounts Payable	OverDrive Inc.-as audiobooks	\$1,624.46		
11/10/2023	9229-243	Accounts Payable	OverDrive Inc.-as audiobooks	\$1,759.61		
11/10/2023	9229-245	Accounts Payable	OverDrive Inc.-as audiobooks	\$2,113.92		
11/10/2023	9229-249	Accounts Payable	OverDrive Inc.-ebooks and eaudiobooks	\$27.55		
				<u>\$9,519.73</u>	<u>\$0.00</u>	
11/30/2023			Account Net Change			\$9,519.73
11/30/2023			Account Ending Balance			<u>\$39,287.58</u>
<b>10-5330-60</b>						
<b>Account: 10-5330-60 (E-Audio Books)</b>						
11/01/2023			Account Beginning Balance			\$3,326.42
11/30/2023			Account Net Change			\$0.00
11/30/2023			Account Ending Balance			<u>\$3,326.42</u>
<b>10-5335-00</b>						
<b>Account: 10-5335-00 (Refund for Materials lost &amp; paid)</b>						
11/01/2023			Account Beginning Balance			\$139.35
11/09/2023	9231-1	Accounts Payable	Haihong Zhang-One-Time Check-12626	\$16.99		
11/20/2023	9238-1	Accounts Payable	Himanshu Varandani-One-Time Check-12648	\$7.90		
11/29/2023	9244-1	Accounts Payable	Maggie Wake-One-Time Check-12649	\$29.99		
				<u>\$54.88</u>	<u>\$0.00</u>	
11/30/2023			Account Net Change			\$54.88
11/30/2023			Account Ending Balance			<u>\$194.23</u>
<b>10-5350-20</b>						
<b>Account: 10-5350-20 (AV Video Games)</b>						
11/01/2023			Account Beginning Balance			\$1,313.57
11/09/2023	9229-147	Accounts Payable	Thomas Klise/Crimson-as video games	\$50.00		
11/20/2023	9235-165	Accounts Payable	Thomas Klise/Crimson-as videogames	\$343.32		
				<u>\$393.32</u>	<u>\$0.00</u>	
11/30/2023			Account Net Change			\$393.32
11/30/2023			Account Ending Balance			<u>\$1,706.89</u>
<b>10-5350-60</b>						
<b>Account: 10-5350-60 (AV Video Games)</b>						
11/01/2023			Account Beginning Balance			\$2,775.58
11/09/2023	9229-141	Accounts Payable	Thomas Klise/Crimson-as video games	\$50.00		
11/09/2023	9229-143	Accounts Payable	Thomas Klise/Crimson-ys video games	\$366.47		
11/09/2023	9229-145	Accounts Payable	Thomas Klise/Crimson-ys videogames	\$72.13		
11/09/2023	9229-149	Accounts Payable	Thomas Klise/Crimson-ys video games	\$266.37		
11/20/2023	9235-163	Accounts Payable	Thomas Klise/Crimson-ys videogames	\$30.00		

# Barrington Public Library District

## Account Distribution

### General Fund

Date	Trans.	Journal	Reference	Debit Amount	Credit Amount	Balance
<b>Account: 10-5350-60 (AV Video Games)</b>						
11/20/2023	9235-167	Accounts Payable	Thomas Klise/Crimson-ys videogames	\$366.04		
11/20/2023	9235-169	Accounts Payable	Thomas Klise/Crimson-ys videogames	\$50.00		
				\$1,201.01	\$0.00	
11/30/2023			<i>Account Net Change</i>			\$1,201.01
11/30/2023			<i>Account Ending Balance</i>			\$3,976.59
<b>10-5400-60</b>						
<b>Account: 10-5400-60 (Realia)</b>						
11/01/2023			<i>Account Beginning Balance</i>			\$1,092.22
11/30/2023			<i>Account Net Change</i>			\$0.00
11/30/2023			<i>Account Ending Balance</i>			\$1,092.22
<b>10-5500-20</b>						
<b>Account: 10-5500-20 (Electronic information)</b>						
11/01/2023			<i>Account Beginning Balance</i>			\$65,953.32
11/09/2023	9229-220	Accounts Payable	Mango Languages-Mango languages	\$4,483.96		
11/09/2023	9229-261	Accounts Payable	Thomson Reuters-West-Westlaw	\$559.34		
11/20/2023	9235-171	Accounts Payable	World Archives-newspaper archive	\$1,685.00		
				\$6,728.30	\$0.00	
11/30/2023			<i>Account Net Change</i>			\$6,728.30
11/30/2023			<i>Account Ending Balance</i>			\$72,681.62
<b>10-5500-60</b>						
<b>Account: 10-5500-60 (Electronic information)</b>						
11/01/2023			<i>Account Beginning Balance</i>			\$4,850.00
11/30/2023			<i>Account Net Change</i>			\$0.00
11/30/2023			<i>Account Ending Balance</i>			\$4,850.00
<b>10-5610-10</b>						
<b>Account: 10-5610-10 (Library programs)</b>						
11/01/2023			<i>Account Beginning Balance</i>			\$100.00
11/30/2023			<i>Account Net Change</i>			\$0.00
11/30/2023			<i>Account Ending Balance</i>			\$100.00
<b>10-5610-12</b>						
<b>Account: 10-5610-12 (Library programs)</b>						
11/01/2023			<i>Account Beginning Balance</i>			\$1,972.28
11/30/2023			<i>Account Net Change</i>			\$0.00
11/30/2023			<i>Account Ending Balance</i>			\$1,972.28
<b>10-5610-20</b>						
<b>Account: 10-5610-20 (Library programs)</b>						
11/01/2023			<i>Account Beginning Balance</i>			\$18,686.78
11/09/2023	9229-1	Accounts Payable	David Michael Faris-Israel-Palestine program	\$500.00		
11/09/2023	9229-3	Accounts Payable	Elgin Symphony Orche-ESO listeners club 3	\$124.13		
11/09/2023	9229-5	Accounts Payable	Barbara L. Kalnes-December Second Fridays	\$650.00		
11/09/2023	9229-9	Accounts Payable	Melanie Bemben-Pearl Harbor program	\$300.00		
11/09/2023	9229-11	Accounts Payable	Music Therapy Innova-Singing Bowl Meditation	\$250.00		
11/09/2023	9229-13	Accounts Payable	Amazon Capital Servi-gems	\$16.08		
11/09/2023	9229-15	Accounts Payable	Amazon Capital Servi-yarn	\$103.84		

# Barrington Public Library District

## Account Distribution

### General Fund

Date	Trans.	Journal	Reference	Debit Amount	Credit Amount	Balance
<b>Account: 10-5610-20 (Library programs)</b>						
11/09/2023	9229-17	Accounts Payable	Amazon Capital Servi-lights	\$130.37		
11/09/2023	9229-71	Accounts Payable	Ingram Library Servi-as programs / outreach	\$260.93		
11/09/2023	9229-135	Accounts Payable	RAILS-July 23 - June 24 Illinois Library Pres	\$2,100.00		
11/09/2023	9229-163	Accounts Payable	David J. Tuszynski-Game-o-Rama December	\$150.00		
11/09/2023	9229-171	Accounts Payable	Amazon Capital Servi-corks	\$8.99		
11/09/2023	9229-173	Accounts Payable	Amazon Capital Servi-muffin mix and bowls	\$147.61		
11/20/2023	9235-1	Accounts Payable	GuitarOS LLC-Snow Ball entertainment	\$400.00		
11/20/2023	9235-3	Accounts Payable	Amazon Capital Servi-blue glitter cardstock	\$8.99		
11/20/2023	9235-5	Accounts Payable	Amazon Capital Servi-soup bowls	\$87.07		
11/20/2023	9235-7	Accounts Payable	Amazon Capital Servi-mini figurines	\$54.24		
11/20/2023	9235-9	Accounts Payable	Amazon Capital Servi-keychain	\$15.99		
				\$5,308.24	\$0.00	
11/30/2023			<i>Account Net Change</i>			\$5,308.24
11/30/2023			<i>Account Ending Balance</i>			\$23,995.02
<b>10-5610-60</b>						
<b>Account: 10-5610-60 (Library programs)</b>						
11/01/2023			<i>Account Beginning Balance</i>			\$6,296.42
11/09/2023	9229-7	Accounts Payable	The Language Lab-Urdo Storytime	\$130.00		
11/09/2023	9229-165	Accounts Payable	Benjamin Jimenez-Ben's Bubble Show - 2 perform	\$750.00		
11/09/2023	9229-167	Accounts Payable	Urban Gateways-Celebration Dances of West Afric	\$590.00		
11/09/2023	9229-169	Accounts Payable	Amazon Capital Servi-yarn	\$9.99		
11/09/2023	9229-175	Accounts Payable	Amazon Capital Servi-tea lights	\$93.17		
11/20/2023	9235-30	Accounts Payable	Amazon Capital Servi-paint pens	\$48.40		
11/20/2023	9235-32	Accounts Payable	Amazon Capital Servi-stickers	\$30.46		
				\$1,652.02	\$0.00	
11/30/2023			<i>Account Net Change</i>			\$1,652.02
11/30/2023			<i>Account Ending Balance</i>			\$7,948.44
<b>10-5700-50</b>						
<b>Account: 10-5700-50 (Processing supplies)</b>						
11/01/2023			<i>Account Beginning Balance</i>			\$2,112.56
11/30/2023			<i>Account Net Change</i>			\$0.00
11/30/2023			<i>Account Ending Balance</i>			\$2,112.56
<b>10-6100-10</b>						
<b>Account: 10-6100-10 (Departmental supplies)</b>						
11/01/2023			<i>Account Beginning Balance</i>			\$1,195.36
11/10/2023	9229-177	Accounts Payable	American Eagle Packa-mailers	\$262.13		
				\$262.13	\$0.00	
11/30/2023			<i>Account Net Change</i>			\$262.13
11/30/2023			<i>Account Ending Balance</i>			\$1,457.49
<b>10-6100-11</b>						
<b>Account: 10-6100-11 (Departmental supplies)</b>						
11/01/2023			<i>Account Beginning Balance</i>			\$180.49
11/30/2023			<i>Account Net Change</i>			\$0.00
11/30/2023			<i>Account Ending Balance</i>			\$180.49
<b>10-6100-40</b>						

# Barrington Public Library District

## Account Distribution

### General Fund

Date	Trans.	Journal	Reference	Debit Amount	Credit Amount	Balance
<b>Account: 10-6100-40 (Departmental supplies)</b>						
11/01/2023			<i>Account Beginning Balance</i>			\$732.44
11/20/2023	9235-15	Accounts Payable	Amazon Capital Servi-wall safe tape	\$138.80		
11/20/2023	9235-28	Accounts Payable	Amazon Capital Servi-address labels	\$10.09		
				\$148.89	\$0.00	
11/30/2023			<i>Account Net Change</i>			\$148.89
11/30/2023			<i>Account Ending Balance</i>			\$881.33
<b>10-6100-60</b>						
<b>Account: 10-6100-60 (Departmental supplies)</b>						
11/01/2023			<i>Account Beginning Balance</i>			\$30.97
11/30/2023			<i>Account Net Change</i>			\$0.00
11/30/2023			<i>Account Ending Balance</i>			\$30.97
<b>10-6200-10</b>						
<b>Account: 10-6200-10 (Office supplies)</b>						
11/01/2023			<i>Account Beginning Balance</i>			\$824.48
11/20/2023	9235-13	Accounts Payable	Amazon Capital Servi-folders	\$36.62		
11/20/2023	9235-21	Accounts Payable	Amazon Capital Servi-pen and markers	\$70.49		
				\$107.11	\$0.00	
11/30/2023			<i>Account Net Change</i>			\$107.11
11/30/2023			<i>Account Ending Balance</i>			\$931.59
<b>10-6300-10</b>						
<b>Account: 10-6300-10 (Postage)</b>						
11/01/2023			<i>Account Beginning Balance</i>			\$9,311.91
11/09/2023	9229-151	Accounts Payable	The UPS Store #2509-16x10x8 box	\$37.80		
11/20/2023	9235-159	Accounts Payable	The UPS Store #2509-9.30.2023 balance	\$43.50		
				\$81.30	\$0.00	
11/30/2023			<i>Account Net Change</i>			\$81.30
11/30/2023			<i>Account Ending Balance</i>			\$9,393.21
<b>10-6400-13</b>						
<b>Account: 10-6400-13 (Promotional &amp; display materials)</b>						
11/01/2023			<i>Account Beginning Balance</i>			\$10,953.21
11/09/2023	9229-255	Accounts Payable	signpalace inc.-book locker graphics	\$950.00		
11/20/2023	9235-22	Accounts Payable	Amazon Capital Servi-key chains	\$88.43		
				\$1,038.43	\$0.00	
11/30/2023			<i>Account Net Change</i>			\$1,038.43
11/30/2023			<i>Account Ending Balance</i>			\$11,991.64
<b>10-6500-10</b>						
<b>Account: 10-6500-10 (Payroll Fees)</b>						
11/01/2023			<i>Account Beginning Balance</i>			\$8,933.61
11/03/2023	9213-4	Journal Entry	Payroll fees	\$1,045.66		
11/17/2023	9233-32	Journal Entry	Payroll fees	\$1,036.04		
11/17/2023	9252-32	Journal Entry	<Reversal>Payroll fees		\$1,036.04	
11/17/2023	9254-32	Journal Entry	Payroll fees	\$1,036.04		
11/30/2023	9243-32	Journal Entry	Payroll fees	\$1,045.66		
11/30/2023	9253-32	Journal Entry	<Reversal>Payroll fees		\$1,045.66	
11/30/2023	9255-32	Journal Entry	Payroll fees	\$1,045.66		



# Barrington Public Library District

## Account Distribution

### General Fund

Date	Trans.	Journal	Reference	Debit Amount	Credit Amount	Balance
<b>Account:</b>	<b>10-6500-10 (Payroll Fees)</b>					
				\$5,209.06	\$2,081.70	
11/30/2023						\$3,127.36
11/30/2023						<u>\$12,060.97</u>
<b>10-6510-10</b>	<b>10-6510-10 (Bank &amp; Investment Fees)</b>					
<b>Account:</b>	<b>10-6510-10 (Bank &amp; Investment Fees)</b>					
11/01/2023						\$818.65
11/17/2023	Summarize	Journal Entry	Barrington Bank Fees	\$338.70		
				\$338.70	\$0.00	
11/30/2023						\$338.70
11/30/2023						<u>\$1,157.35</u>
<b>10-6520-10</b>	<b>10-6520-10 (Merchant Fees)</b>					
<b>Account:</b>	<b>10-6520-10 (Merchant Fees)</b>					
11/01/2023						\$903.84
11/30/2023	Summarize	Journal Entry	Merchant Account Activity	\$223.15		
				\$223.15	\$0.00	
11/30/2023						\$223.15
11/30/2023						<u>\$1,126.99</u>
<b>10-7500-10</b>	<b>10-7500-10 (Security)</b>					
<b>Account:</b>	<b>10-7500-10 (Security)</b>					
11/01/2023						\$877.20
11/30/2023						\$0.00
11/30/2023						<u>\$877.20</u>
<b>10-7600-10</b>	<b>10-7600-10 (Utilities-electric)</b>					
<b>Account:</b>	<b>10-7600-10 (Utilities-electric)</b>					
11/01/2023						\$46,018.81
11/01/2023	9220-8	Journal Entry	correction	\$11,730.37		
11/01/2023	9224-8	Journal Entry	<Reversal> correction		\$11,730.37	
11/09/2023	9229-87	Accounts Payable	MidAmerican Energy C-thru 10/18 electric	\$8,948.23		
				\$20,678.60	\$11,730.37	
11/30/2023						\$8,948.23
11/30/2023						<u>\$54,967.04</u>
<b>10-7610-10</b>	<b>10-7610-10 (Utilities-gas)</b>					
<b>Account:</b>	<b>10-7610-10 (Utilities-gas)</b>					
11/01/2023						\$2,020.10
11/10/2023	9229-125	Accounts Payable	Nicor Gas-November gas bill	\$2,102.07		
				\$2,102.07	\$0.00	
11/30/2023						\$2,102.07
11/30/2023						<u>\$4,122.17</u>
<b>10-7620-10</b>	<b>10-7620-10 (Utilities-water, sewer)</b>					
<b>Account:</b>	<b>10-7620-10 (Utilities-water, sewer)</b>					
11/01/2023						\$4,170.12
11/01/2023	9220-4	Journal Entry	correction	\$4,049.48		
11/01/2023	9220-7	Journal Entry	correction	\$120.64		

# Barrington Public Library District

## Account Distribution

### General Fund

Date	Trans.	Journal	Reference	Debit Amount	Credit Amount	Balance
<b>Account: 10-7620-10 (Utilities-water, sewer)</b>						
11/01/2023	9224-4	Journal Entry	<Reversal> correction		\$4,049.48	
11/01/2023	9224-7	Journal Entry	<Reversal> correction		\$120.64	
11/20/2023	9235-161	Accounts Payable	Village of Barrington-October water	\$982.16		
				\$5,152.28	\$4,170.12	
11/30/2023			<i>Account Net Change</i>			\$982.16
11/30/2023			<i>Account Ending Balance</i>			\$5,152.28
<b>10-7630-10</b>						
<b>Account: 10-7630-10 (Utilities-Garbage)</b>						
11/01/2023			<i>Account Beginning Balance</i>			\$1,080.39
11/01/2023	9220-5	Journal Entry	correction	\$727.43		
11/01/2023	9224-5	Journal Entry	<Reversal> correction		\$727.43	
11/09/2023	9229-210	Accounts Payable	Groot Inc-november service	\$363.62		
				\$1,091.05	\$727.43	
11/30/2023			<i>Account Net Change</i>			\$363.62
11/30/2023			<i>Account Ending Balance</i>			\$1,444.01
<b>10-7700-10</b>						
<b>Account: 10-7700-10 (Telephone)</b>						
11/01/2023			<i>Account Beginning Balance</i>			\$4,389.91
11/09/2023	9229-153	Accounts Payable	Technology Managemen-communication charges	\$950.00		
11/10/2023	9229-19	Accounts Payable	AT&T Mobility-cell phones	\$843.82		
11/20/2023	9235-155	Accounts Payable	Peerless Network, In-Nov services	\$465.73		
				\$2,259.55	\$0.00	
11/30/2023			<i>Account Net Change</i>			\$2,259.55
11/30/2023			<i>Account Ending Balance</i>			\$6,649.46
<b>10-7821-10</b>						
<b>Account: 10-7821-10 (Piano maintenance)</b>						
11/01/2023			<i>Account Beginning Balance</i>			\$175.00
11/30/2023			<i>Account Net Change</i>			\$0.00
11/30/2023			<i>Account Ending Balance</i>			\$175.00
<b>10-8300-40</b>						
<b>Account: 10-8300-40 (Furniture, Fixtures &amp; Equipment)</b>						
11/01/2023			<i>Account Beginning Balance</i>			\$11,380.22
11/30/2023			<i>Account Net Change</i>			\$0.00
11/30/2023			<i>Account Ending Balance</i>			\$11,380.22
<b>10-8300-60</b>						
<b>Account: 10-8300-60 (Furniture, Fixtures &amp; Equipment)</b>						
11/01/2023			<i>Account Beginning Balance</i>			\$1,140.82
11/30/2023			<i>Account Net Change</i>			\$0.00
11/30/2023			<i>Account Ending Balance</i>			\$1,140.82
<b>10-8400-11</b>						
<b>Account: 10-8400-11 (Technology Hardware)</b>						
11/01/2023			<i>Account Beginning Balance</i>			\$332,478.95
11/28/2023	9214-33	Journal Entry	Dell refund		\$1,597.35	

# Barrington Public Library District

## Account Distribution

### General Fund

Date	Trans.	Journal	Reference	Debit Amount	Credit Amount	Balance
<b>Account:</b>	<b>10-8400-11 (Technology Hardware)</b>					
				\$0.00	\$1,597.35	
11/30/2023			<i>Account Net Change</i>			(\$1,597.35)
11/30/2023			<i>Account Ending Balance</i>			<u>\$330,881.60</u>
<b>10-8400-12</b>						
<b>Account:</b>	<b>10-8400-12 (Technology Hardware)</b>					
11/01/2023			<i>Account Beginning Balance</i>			\$4,819.69
11/20/2023	9235-11	Accounts Payable	Amazon Capital Servi-micro sd card	\$24.99		
				\$24.99	\$0.00	
11/30/2023			<i>Account Net Change</i>			\$24.99
11/30/2023			<i>Account Ending Balance</i>			<u>\$4,844.68</u>
<b>10-8410-11</b>						
<b>Account:</b>	<b>10-8410-11 (Technology Contingency)</b>					
11/01/2023			<i>Account Beginning Balance</i>			\$989.00
11/30/2023			<i>Account Net Change</i>			\$0.00
11/30/2023			<i>Account Ending Balance</i>			<u>\$989.00</u>
<b>10-8500-11</b>						
<b>Account:</b>	<b>10-8500-11 (Software &amp; Subscriptions)</b>					
11/01/2023			<i>Account Beginning Balance</i>			\$153,858.93
11/02/2023	9229-85	Accounts Payable	Library Market-calendar annual subscription	\$2,000.00		
11/09/2023	9229-57	Accounts Payable	Infrascale Inc-office 365	\$240.00		
11/09/2023	9229-212	Accounts Payable	IHLS-OCLC-EZProxy	\$701.88		
11/09/2023	9229-214	Accounts Payable	Jamf-Jamf Pro OS	\$6,138.00		
11/09/2023	9229-263	Accounts Payable	IHLS-OCLC-071000039456		\$627.78	
11/20/2023	9235-57	Accounts Payable	CDW Government-Acrobat Pro	\$60.46		
11/20/2023	9235-59	Accounts Payable	CDW Government-VMW workstation pro	\$387.75		
				\$9,528.09	\$627.78	
11/30/2023			<i>Account Net Change</i>			\$8,900.31
11/30/2023			<i>Account Ending Balance</i>			<u>\$162,759.24</u>
<b>10-8500-12</b>						
<b>Account:</b>	<b>10-8500-12 (Software &amp; Subscriptions)</b>					
11/01/2023			<i>Account Beginning Balance</i>			\$5,049.99
11/30/2023			<i>Account Net Change</i>			\$0.00
11/30/2023			<i>Account Ending Balance</i>			<u>\$5,049.99</u>
<b>10-8500-13</b>						
<b>Account:</b>	<b>10-8500-13 (Software &amp; Subscriptions)</b>					
11/01/2023			<i>Account Beginning Balance</i>			\$9,236.46
11/30/2023			<i>Account Net Change</i>			\$0.00
11/30/2023			<i>Account Ending Balance</i>			<u>\$9,236.46</u>
<b>10-9100-00</b>						
<b>Account:</b>	<b>10-9100-00 (Legal fees)</b>					
11/01/2023			<i>Account Beginning Balance</i>			\$8,020.29
11/30/2023			<i>Account Net Change</i>			\$0.00
11/30/2023			<i>Account Ending Balance</i>			<u>\$8,020.29</u>

# Barrington Public Library District

## Account Distribution

### General Fund

Date	Trans.	Journal	Reference	Debit Amount	Credit Amount	Balance
<b>10-9100-10</b>						
<b>Account: 10-9100-10 (Legal fees)</b>						
11/01/2023			<i>Account Beginning Balance</i>			\$0.00
11/20/2023	9235-65	Accounts Payable	Paddock Publications-Availability of Audit	\$33.75		
				\$33.75	\$0.00	
11/30/2023			<i>Account Net Change</i>			\$33.75
11/30/2023			<i>Account Ending Balance</i>			\$33.75
<b>10-9200-00</b>						
<b>Account: 10-9200-00 (Consultant fees)</b>						
11/01/2023			<i>Account Beginning Balance</i>			\$31,383.75
11/09/2023	9229-83	Accounts Payable	Lauterbach & Amen, L-ap consulting	\$5,675.00		
				\$5,675.00	\$0.00	
11/30/2023			<i>Account Net Change</i>			\$5,675.00
11/30/2023			<i>Account Ending Balance</i>			\$37,058.75
<b>10-9200-10</b>						
<b>Account: 10-9200-10 (Consultant fees)</b>						
11/01/2023			<i>Account Beginning Balance</i>			\$1,237.50
11/30/2023			<i>Account Net Change</i>			\$0.00
11/30/2023			<i>Account Ending Balance</i>			\$1,237.50
<b>10-9200-11</b>						
<b>Account: 10-9200-11 (Consultant fees)</b>						
11/01/2023			<i>Account Beginning Balance</i>			\$17,363.50
11/09/2023	9229-155	Accounts Payable	Virtek-monthly retainer	\$4,658.50		
				\$4,658.50	\$0.00	
11/30/2023			<i>Account Net Change</i>			\$4,658.50
11/30/2023			<i>Account Ending Balance</i>			\$22,022.00
<b>10-9500-10</b>						
<b>Account: 10-9500-10 (Trustee expense)</b>						
11/01/2023			<i>Account Beginning Balance</i>			\$1,595.73
11/30/2023			<i>Account Net Change</i>			\$0.00
11/30/2023			<i>Account Ending Balance</i>			\$1,595.73
<b>10-9600-00</b>						
<b>Account: 10-9600-00 (Audit expense)</b>						
11/01/2023			<i>Account Beginning Balance</i>			\$12,900.00
11/09/2023	9229-21	Accounts Payable	ATA Group, LLP-FY2023 audit	\$1,000.00		
				\$1,000.00	\$0.00	
11/30/2023			<i>Account Net Change</i>			\$1,000.00
11/30/2023			<i>Account Ending Balance</i>			\$13,900.00
11/01/2023			<i>Fund Beginning Balance</i>			\$2,244,738.96
11/30/2023			<i>Fund Net Change</i>			\$562,074.91
11/30/2023			<i>Fund Ending Balance</i>			\$2,806,813.87
11/01/2023			<i>Grand Total Beginning Balance</i>			\$2,244,738.96
11/30/2023			<i>Grand Total Net Change</i>			\$562,074.91
11/30/2023			<i>Grand Total Ending Balance</i>			\$2,806,813.87

# Barrington Public Library District

## Account Distribution

### Other Funds

<u>Date</u>	<u>Trans.</u>	<u>Journal</u>	<u>Reference</u>	<u>Debit Amount</u>	<u>Credit Amount</u>	<u>Balance</u>
<b>30-4500-00</b>						
<b>Account: 30-4500-00 (IMRF employer)</b>						
11/01/2023						Account Beginning Balance \$75,223.03
11/13/2023	9223-4	Journal Entry	correction		\$26.13	
11/20/2023	9237-2	Journal Entry	IMRF employer portion	\$19,630.65		
				<u>\$19,630.65</u>	<u>\$26.13</u>	
11/30/2023						Account Net Change \$19,604.52
11/30/2023						Account Ending Balance \$94,827.55
11/01/2023						Fund Beginning Balance \$75,223.03
11/30/2023						Fund Net Change \$19,604.52
11/30/2023						Fund Ending Balance \$94,827.55
<b>35-4100-00</b>						
<b>Account: 35-4100-00 (FICA employer)</b>						
11/01/2023						Account Beginning Balance \$65,547.58
11/03/2023	9213-27	Journal Entry	Payroll & Settlement of Taxes	\$8,529.23		
11/17/2023	9233-27	Journal Entry	Tax payment	\$8,485.46		
11/17/2023	9252-27	Journal Entry	<Reversal> Tax payment		\$8,485.46	
11/17/2023	9254-27	Journal Entry	Tax payment	\$8,485.46		
11/30/2023	9243-27	Journal Entry	Tax payment	\$8,505.60		
11/30/2023	9253-27	Journal Entry	<Reversal> Tax payment		\$8,505.60	
11/30/2023	9255-27	Journal Entry	Tax payment	\$8,505.60		
				<u>\$42,511.35</u>	<u>\$16,991.06</u>	
11/30/2023						Account Net Change \$25,520.29
11/30/2023						Account Ending Balance \$91,067.87
<b>35-4200-00</b>						
<b>Account: 35-4200-00 (Medicare employer)</b>						
11/01/2023						Account Beginning Balance \$15,329.64
11/03/2023	9213-28	Journal Entry	Payroll & Settlement of Taxes	\$1,994.78		
11/17/2023	9233-28	Journal Entry	Tax payment	\$1,984.47		
11/17/2023	9252-28	Journal Entry	<Reversal> Tax payment		\$1,984.47	
11/17/2023	9254-28	Journal Entry	Tax payment	\$1,984.47		
11/30/2023	9243-28	Journal Entry	Tax payment	\$1,989.23		
11/30/2023	9253-28	Journal Entry	<Reversal> Tax payment		\$1,989.23	
11/30/2023	9255-28	Journal Entry	Tax payment	\$1,989.23		
				<u>\$9,942.18</u>	<u>\$3,973.70</u>	
11/30/2023						Account Net Change \$5,968.48
11/30/2023						Account Ending Balance \$21,298.12
11/01/2023						Fund Beginning Balance \$80,877.22
11/30/2023						Fund Net Change \$31,488.77
11/30/2023						Fund Ending Balance \$112,365.99
<b>50-6500-10</b>						
<b>Account: 50-6500-10 (Fees &amp; Service Charges)</b>						
11/01/2023						Account Beginning Balance \$0.00
11/01/2023	9217-6	Journal Entry	Sawyer Falduto Interest	\$45.06		
11/01/2023	9223-1	Journal Entry	correction		\$45.06	

# Barrington Public Library District

## Account Distribution

### Other Funds

Date	Trans.	Journal	Reference	Debit Amount	Credit Amount	Balance
<b>Account:</b>	<b>50-6500-10 (Fees &amp; Service Charges)</b>					
				\$45.06	\$45.06	
11/30/2023			<i>Account Net Change</i>			\$0.00
11/30/2023			<i>Account Ending Balance</i>			\$0.00
<b>50-6510-10</b>						
<b>Account:</b>	<b>50-6510-10 (Bank &amp; Investment Fees)</b>					
11/01/2023			<i>Account Beginning Balance</i>			\$509.87
11/01/2023	Summarize	Journal Entry	correction	\$45.06		
11/08/2023	Summarize	Journal Entry	Sawyer Falduto Interest	\$429.70		
				\$474.76	\$0.00	
11/30/2023			<i>Account Net Change</i>			\$474.76
11/30/2023			<i>Account Ending Balance</i>			\$984.63
<b>50-8200-00</b>						
<b>Account:</b>	<b>50-8200-00 (Library Building &amp; Grounds Renovation)</b>					
11/01/2023			<i>Account Beginning Balance</i>			\$131,751.74
11/09/2023	9229-194	Accounts Payable	Engberg Anderson, In-October generator billing	\$3,438.75		
11/09/2023	9229-202	Accounts Payable	Engberg Anderson, In-October billing	\$1,298.00		
11/20/2023	9236-1	Accounts Payable	ADJUST-Engberg Anderson, In-October generator	\$3,438.75		
11/20/2023	9236-4	Accounts Payable	REVERSE-ADJUST-Engberg Anderson, In-2235260		\$3,438.75	
11/20/2023	9236-9	Accounts Payable	ADJUST-Engberg Anderson, In-generator	\$13,699.11		
11/20/2023	9236-12	Accounts Payable	REVERSE-ADJUST-Engberg Anderson, In-2235260		\$13,699.11	
11/20/2023	9236-17	Accounts Payable	ADJUST-ShalesMcnutt Constru-investigative gene	\$560.00		
11/20/2023	9236-20	Accounts Payable	REVERSE-ADJUST-ShalesMcnutt Constru-MISC 06		\$560.00	
11/20/2023	9236-25	Accounts Payable	ADJUST-Sight on Solutions I-topo survey	\$3,500.00		
11/20/2023	9236-28	Accounts Payable	REVERSE-ADJUST-Sight on Solutions I-4042		\$3,500.00	
11/20/2023	9236-33	Accounts Payable	ADJUST-Engberg Anderson, In-gen prj thru july	\$12,114.47		
11/20/2023	9236-36	Accounts Payable	REVERSE-ADJUST-Engberg Anderson, In-2235260		\$12,114.47	
11/20/2023	9236-41	Accounts Payable	ADJUST-Engberg Anderson, In-Generator Proj - M	\$3,245.00		
11/20/2023	9236-44	Accounts Payable	REVERSE-ADJUST-Engberg Anderson, In-2235260		\$3,245.00	
11/20/2023	9236-49	Accounts Payable	ADJUST-Engberg Anderson, In-Generator - Phase	\$1,844.37		
11/20/2023	9236-52	Accounts Payable	REVERSE-ADJUST-Engberg Anderson, In-2235260		\$1,844.37	
11/20/2023	9236-57	Accounts Payable	ADJUST-Cummins Sales and Se-50% Deposit	\$28,017.50		
11/20/2023	9236-60	Accounts Payable	REVERSE-ADJUST-Cummins Sales and Se-E3-2949		\$28,017.50	
11/20/2023	9236-65	Accounts Payable	ADJUST-Engberg Anderson, In-Phase 1 - Generatc	\$2,090.00		
11/20/2023	9236-68	Accounts Payable	REVERSE-ADJUST-Engberg Anderson, In-2235260		\$2,090.00	
11/20/2023	9236-73	Accounts Payable	ADJUST-Engberg Anderson, In-Phase 1 - Generatc	\$767.72		
11/20/2023	9236-76	Accounts Payable	REVERSE-ADJUST-Engberg Anderson, In-2235260		\$767.72	
				\$74,013.67	\$69,276.92	
11/30/2023			<i>Account Net Change</i>			\$4,736.75
11/30/2023			<i>Account Ending Balance</i>			\$136,488.49
11/01/2023					<i>Fund Beginning Balance</i>	\$132,261.61
11/30/2023					<i>Fund Net Change</i>	\$5,211.51
11/30/2023					<i>Fund Ending Balance</i>	\$137,473.12
<b>60-7400-10</b>						
<b>Account:</b>	<b>60-7400-10 (Business Insurance)</b>					
11/01/2023			<i>Account Beginning Balance</i>			\$4,668.94
11/20/2023	9235-114	Accounts Payable	LIMRiCC Unemployment-3rd quarter unemploym	\$307.59		

# Barrington Public Library District

## Account Distribution

### Other Funds

Date	Trans.	Journal	Reference	Debit Amount	Credit Amount	Balance
<b>Account: 60-7400-10 (Business Insurance)</b>						
				\$307.59	\$0.00	
11/30/2023			<i>Account Net Change</i>			\$307.59
11/30/2023			<i>Account Ending Balance</i>			\$4,976.53
11/01/2023					<i>Fund Beginning Balance</i>	\$4,668.94
11/30/2023					<i>Fund Net Change</i>	\$307.59
11/30/2023					<i>Fund Ending Balance</i>	\$4,976.53
<b>70-7600-10</b>						
<b>Account: 70-7600-10 (Utilities-electric)</b>						
11/01/2023			<i>Account Beginning Balance</i>			\$0.00
11/01/2023	9220-1	Journal Entry	correction		\$11,730.37	
11/01/2023	9224-1	Journal Entry	<Reversal> correction	\$11,730.37		
				\$11,730.37	\$11,730.37	
11/30/2023			<i>Account Net Change</i>			\$0.00
11/30/2023			<i>Account Ending Balance</i>			\$0.00
<b>70-7620-10</b>						
<b>Account: 70-7620-10 (Utilities-water, sewer)</b>						
11/01/2023			<i>Account Beginning Balance</i>			\$0.00
11/01/2023	9220-2	Journal Entry	correction		\$4,049.48	
11/01/2023	9220-6	Journal Entry	correction		\$120.64	
11/01/2023	9224-2	Journal Entry	<Reversal> correction	\$4,049.48		
11/01/2023	9224-6	Journal Entry	<Reversal> correction	\$120.64		
				\$4,170.12	\$4,170.12	
11/30/2023			<i>Account Net Change</i>			\$0.00
11/30/2023			<i>Account Ending Balance</i>			\$0.00
<b>70-7630-10</b>						
<b>Account: 70-7630-10 (Utilities-Garbage)</b>						
11/01/2023			<i>Account Beginning Balance</i>			\$0.00
11/01/2023	9220-3	Journal Entry	correction		\$727.43	
11/01/2023	9224-3	Journal Entry	<Reversal> correction	\$727.43		
				\$727.43	\$727.43	
11/30/2023			<i>Account Net Change</i>			\$0.00
11/30/2023			<i>Account Ending Balance</i>			\$0.00
<b>70-7810-30</b>						
<b>Account: 70-7810-30 (Building maintenance &amp; repair)</b>						
11/01/2023			<i>Account Beginning Balance</i>			\$57,373.36
11/09/2023	9229-45	Accounts Payable	Complete Cleaning Co-additional cleaning	\$108.00		
11/09/2023	9229-49	Accounts Payable	Complete Cleaning Co-additional cleaning	\$144.00		
11/09/2023	9229-127	Accounts Payable	Orkin Pest Control-Nov,23 monthly charges	\$171.99		
11/09/2023	9229-131	Accounts Payable	Orkin Pest Control-Discount to pay for annual sen	\$1,981.32		
11/09/2023	9229-137	Accounts Payable	TK Elevator Corporat-elevator maintenance	\$751.52		
11/09/2023	9229-179	Accounts Payable	AQUALAB Water Treatm-water treatment chemica	\$175.00		
11/09/2023	9229-186	Accounts Payable	Cintas-mats	\$37.42		
11/09/2023	9229-198	Accounts Payable	Folding Partition Se-repair	\$183.00		
11/09/2023	9229-226	Accounts Payable	Naturescape Design, -winterization	\$155.00		
11/09/2023	9229-251	Accounts Payable	Program One-window cleaning	\$1,228.00		

# Barrington Public Library District

## Account Distribution

### Other Funds

Date	Trans.	Journal	Reference	Debit Amount	Credit Amount	Balance
<b>Account: 70-7810-30 (Building maintenance &amp; repair)</b>						
11/20/2023	9235-61	Accounts Payable	Cintas-11/7 mats	\$37.42		
				\$4,972.67	\$0.00	
11/30/2023			<i>Account Net Change</i>			\$4,972.67
11/30/2023			<i>Account Ending Balance</i>			\$62,346.03
<b>70-7811-30</b>						
<b>Account: 70-7811-30 (Bldg maintenance supplies)</b>						
11/01/2023			<i>Account Beginning Balance</i>			\$6,345.90
11/30/2023			<i>Account Net Change</i>			\$0.00
11/30/2023			<i>Account Ending Balance</i>			\$6,345.90
<b>70-7812-30</b>						
<b>Account: 70-7812-30 (Repair Contingency)</b>						
11/01/2023			<i>Account Beginning Balance</i>			\$17,097.09
11/09/2023	9229-53	Accounts Payable	Hartwig Plumbing and-Toilet Whistling	\$320.00		
11/09/2023	9229-216	Accounts Payable	Just Rite Acoustics -new acoustic panel	\$1,075.00		
				\$1,395.00	\$0.00	
11/30/2023			<i>Account Net Change</i>			\$1,395.00
11/30/2023			<i>Account Ending Balance</i>			\$18,492.09
<b>70-7820-10</b>						
<b>Account: 70-7820-10 (Equipment maintenance)</b>						
11/01/2023			<i>Account Beginning Balance</i>			\$11,674.83
11/09/2023	9229-206	Accounts Payable	Gregg Communications-Mitel	\$3,468.00		
11/09/2023	9229-222	Accounts Payable	Marco Technologies L-copiers	\$566.29		
11/20/2023	9235-73	Accounts Payable	Genesis Technologies-copies & color	\$1,331.79		
				\$5,366.08	\$0.00	
11/30/2023			<i>Account Net Change</i>			\$5,366.08
11/30/2023			<i>Account Ending Balance</i>			\$17,040.91
<b>70-7830-30</b>						
<b>Account: 70-7830-30 (Traffic light)</b>						
11/01/2023			<i>Account Beginning Balance</i>			\$1,543.71
11/30/2023			<i>Account Net Change</i>			\$0.00
11/30/2023			<i>Account Ending Balance</i>			\$1,543.71
<b>70-7840-30</b>						
<b>Account: 70-7840-30 (Site maintenance)</b>						
11/01/2023			<i>Account Beginning Balance</i>			\$10,900.00
11/09/2023	9229-190	Accounts Payable	Doering Landscape Co-landscape maintenance FII	\$1,850.00		
11/20/2023	9235-67	Accounts Payable	Doering Landscape Co-landscape bed maintenanc	\$500.00		
11/20/2023	9235-110	Accounts Payable	James Martin Associa-prairie stewardship	\$4,060.00		
				\$6,410.00	\$0.00	
11/30/2023			<i>Account Net Change</i>			\$6,410.00
11/30/2023			<i>Account Ending Balance</i>			\$17,310.00
<b>70-7841-30</b>						
<b>Account: 70-7841-30 (Site Contingency)</b>						
11/01/2023			<i>Account Beginning Balance</i>			\$3,900.00



# Barrington Public Library District

## Account Distribution

### Other Funds

Date	Trans.	Journal	Reference	Debit Amount	Credit Amount	Balance
<b>Account: 70-7841-30 (Site Contingency)</b>						
11/09/2023	9229-257	Accounts Payable	Swenson Seal Coat In-Parking Lot Striping 10/19/2023	\$225.00		
				\$225.00	\$0.00	
11/30/2023			<i>Account Net Change</i>			\$225.00
11/30/2023			<i>Account Ending Balance</i>			\$4,125.00
<b>70-7870-40</b>						
<b>Account: 70-7870-40 (Vehicle operation &amp; maintenance)</b>						
11/01/2023			<i>Account Beginning Balance</i>			\$3,029.71
11/09/2023	9229-159	Accounts Payable	WEX Bank-Finance charge - WAIVED	\$75.00		
				\$75.00	\$0.00	
11/30/2023			<i>Account Net Change</i>			\$75.00
11/30/2023			<i>Account Ending Balance</i>			\$3,104.71
11/01/2023					<i>Fund Beginning Balance</i>	\$111,864.60
11/30/2023					<i>Fund Net Change</i>	\$18,443.75
11/30/2023					<i>Fund Ending Balance</i>	\$130,308.35
<b>90-5100-60</b>						
<b>Account: 90-5100-60 (Books)</b>						
11/01/2023			<i>Account Beginning Balance</i>			\$12.85
11/30/2023			<i>Account Net Change</i>			\$0.00
11/30/2023			<i>Account Ending Balance</i>			\$12.85
<b>90-5310-60</b>						
<b>Account: 90-5310-60 (Audio books-spoken)</b>						
11/01/2023			<i>Account Beginning Balance</i>			\$836.80
11/30/2023			<i>Account Net Change</i>			\$0.00
11/30/2023			<i>Account Ending Balance</i>			\$836.80
<b>90-5321-20</b>						
<b>Account: 90-5321-20 (DVDs Grab &amp; Go)</b>						
11/01/2023			<i>Account Beginning Balance</i>			\$0.00
11/09/2023	9229-120	Accounts Payable	Midwest Tape-as dvds / g&g	\$161.88		
				\$161.88	\$0.00	
11/30/2023			<i>Account Net Change</i>			\$161.88
11/30/2023			<i>Account Ending Balance</i>			\$161.88
<b>90-5610-20</b>						
<b>Account: 90-5610-20 (Library programs)</b>						
11/01/2023			<i>Account Beginning Balance</i>			\$329.00
11/30/2023			<i>Account Net Change</i>			\$0.00
11/30/2023			<i>Account Ending Balance</i>			\$329.00
<b>90-5610-60</b>						
<b>Account: 90-5610-60 (Library programs)</b>						
11/01/2023			<i>Account Beginning Balance</i>			\$1,857.55
11/30/2023			<i>Account Net Change</i>			\$0.00
11/30/2023			<i>Account Ending Balance</i>			\$1,857.55
<b>90-9200-10</b>						

# Barrington Public Library District

## Account Distribution

### Other Funds

Date	Trans.	Journal	Reference	Debit Amount	Credit Amount	Balance
<b>Account:</b>	<b>90-9200-10 (Consultant fees)</b>					
11/01/2023			<i>Account Beginning Balance</i>			\$0.00
11/20/2023	9235-77	Accounts Payable	Hitchcock Design Inc-October invoice	\$2,705.74		
				\$2,705.74	\$0.00	
11/30/2023			<i>Account Net Change</i>			\$2,705.74
11/30/2023			<i>Account Ending Balance</i>			\$2,705.74
11/01/2023					<i>Fund Beginning Balance</i>	\$3,036.20
11/30/2023					<i>Fund Net Change</i>	\$2,867.62
11/30/2023					<i>Fund Ending Balance</i>	\$5,903.82
11/01/2023					<i>Grand Total Beginning Balance</i>	\$407,931.60
11/30/2023					<i>Grand Total Net Change</i>	\$77,923.76
11/30/2023					<i>Grand Total Ending Balance</i>	\$485,855.36

**Barrington Public Library District**  
**Bank Register Report - Operational Checking-Barrington Bank**  
 Month of November 2023

Transaction						
Number	Transaction Type	Transaction Date	Reference	Payments	Post Date	Status
1184	Bank Draft	11/09/2023	Nationwide Retirement Solutions	\$2,005.00	11/09/2023	Cleared
1185	Bank Draft	11/09/2023	WEX Bank	\$75.00	11/09/2023	Cleared
1186	Bank Draft	11/20/2023	Nationwide Retirement Solutions	\$2,230.00	11/20/2023	Cleared
12576	Computer Check	11/09/2023	Music Therapy Innovations, Inc	\$250.00	11/09/2023	Outstanding
12577	Computer Check	11/09/2023	Amazon Capital Services	\$510.05	11/09/2023	Cleared
12578	Computer Check	11/09/2023	American Eagle Packaging Corp.	\$262.13	11/09/2023	Cleared
12579	Computer Check	11/09/2023	AQUALAB Water Treatment	\$175.00	11/09/2023	Cleared
12580	Computer Check	11/09/2023	AT&T Mobility	\$843.82	11/09/2023	Cleared
12581	Computer Check	11/09/2023	ATA Group, LLP	\$1,000.00	11/09/2023	Cleared
12582	Computer Check	11/09/2023	Baker & Taylor Books	\$1,485.41	11/09/2023	Cleared
12583	Computer Check	11/09/2023	Barbara L. Kalnes	\$650.00	11/09/2023	Outstanding
12584	Computer Check	11/09/2023	Chicago Tribune	\$236.91	11/09/2023	Cleared
12585	Computer Check	11/09/2023	Cintas	\$37.42	11/09/2023	Cleared
12586	Computer Check	11/09/2023	Complete Cleaning Company	\$252.00	11/09/2023	Cleared
12587	Computer Check	11/09/2023	David J. Tuszynski	\$150.00	11/09/2023	Outstanding
12588	Computer Check	11/09/2023	David Michael Faris	\$500.00	11/09/2023	Cleared
12589	Computer Check	11/09/2023	Doering Landscape Company	\$1,850.00	11/09/2023	Cleared
12590	Computer Check	11/09/2023	Elgin Symphony Orchestra	\$124.13	11/09/2023	Outstanding
12591	Computer Check	11/09/2023	Engberg Anderson, Inc.	\$4,736.75	11/09/2023	Cleared
12592	Computer Check	11/09/2023	Folding Partition Services, Inc.	\$183.00	11/09/2023	Cleared
12593	Computer Check	11/09/2023	Gregg Communications	\$3,468.00	11/09/2023	Cleared
12594	Computer Check	11/09/2023	Groot Inc	\$363.62	11/09/2023	Cleared
12595	Computer Check	11/09/2023	Hartwig Plumbing and Heating Inc	\$320.00	11/09/2023	Cleared
12596	Computer Check	11/09/2023	IHLS-OCLC	\$74.10	11/09/2023	Cleared
12597	Computer Check	11/09/2023	Infrascale Inc	\$240.00	11/09/2023	Cleared
12598	Computer Check	11/09/2023	Ingram Library Services	\$5,270.80	11/09/2023	Cleared
12599	Computer Check	11/09/2023	Jamf	\$6,138.00	11/09/2023	Cleared
12600	Computer Check	11/09/2023	Benjamin Jimenez	\$750.00	11/09/2023	Outstanding
12601	Computer Check	11/09/2023	Just Rite Acoustics Inc	\$1,075.00	11/09/2023	Cleared
12602	Computer Check	11/09/2023	Lauterbach & Amen, LLP	\$5,675.00	11/09/2023	Outstanding
12603	Computer Check	11/09/2023	Library Market	\$2,000.00	11/09/2023	Cleared
12604	Computer Check	11/09/2023	Mango Lanquages	\$4,483.96	11/09/2023	Outstanding
12605	Computer Check	11/09/2023	Marco Technologies LLC	\$566.29	11/09/2023	Cleared
12606	Computer Check	11/09/2023	Melanie Bembem	\$300.00	11/09/2023	Outstanding
12607	Computer Check	11/09/2023	MidAmerican Energy Company	\$8,948.23	11/09/2023	Cleared
12608	Computer Check	11/09/2023	Midwest Tape	\$2,830.85	11/09/2023	Cleared
12609	Computer Check	11/09/2023	Naturescape Design, Inc.	\$155.00	11/09/2023	Cleared
12610	Computer Check	11/09/2023	Nicor Gas	\$2,102.07	11/09/2023	Cleared
12611	Computer Check	11/09/2023	Orkin Pest Control	\$2,153.31	11/09/2023	Cleared
12612	Computer Check	11/09/2023	OverDrive Inc.	\$27,453.02	11/09/2023	Cleared
12613	Computer Check	11/09/2023	Program One	\$1,228.00	11/09/2023	Cleared
12614	Computer Check	11/09/2023	RAILS	\$2,100.00	11/09/2023	Cleared
12615	Computer Check	11/09/2023	signpalace inc.	\$950.00	11/09/2023	Cleared
12616	Computer Check	11/09/2023	Swenson Seal Coat Inc	\$225.00	11/09/2023	Cleared
12617	Computer Check	11/09/2023	Technology Management Rev Fund	\$950.00	11/09/2023	Cleared
12618	Computer Check	11/09/2023	The Language Lab	\$130.00	11/09/2023	Outstanding
12619	Computer Check	11/09/2023	Thomas Klise/Crimson Multimedia	\$804.97	11/09/2023	Cleared
12620	Computer Check	11/09/2023	Thomson Reuters-West Publishing	\$559.34	11/09/2023	Cleared
12621	Computer Check	11/09/2023	TK Elevator Corporation	\$751.52	11/09/2023	Outstanding
12622	Computer Check	11/09/2023	The UPS Store #2509	\$37.80	11/09/2023	Outstanding
12623	Computer Check	11/09/2023	Urban Gateways	\$590.00	11/09/2023	Outstanding
12624	Computer Check	11/09/2023	Virtek	\$4,658.50	11/09/2023	Cleared
12625	Computer Check	11/09/2023	Wellness Insurance Network	\$40,454.48	11/09/2023	Cleared
12626	One-Time Check	11/09/2023	Haihong Zhang	\$16.99	11/09/2023	Outstanding
12627	Computer Check	11/20/2023	Amazon Capital Services	\$800.61	11/20/2023	Cleared
12628	Computer Check	11/20/2023	Baker & Taylor Books	\$2,831.28	11/20/2023	Cleared
12629	Computer Check	11/20/2023	CDW Government	\$448.21	11/20/2023	Cleared
12630	Computer Check	11/20/2023	Cintas	\$37.42	11/20/2023	Cleared
12631	Computer Check	11/20/2023	Doering Landscape Company	\$500.00	11/20/2023	Cleared
12632	Computer Check	11/20/2023	Ebsco Information Services	\$9,635.21	11/20/2023	Cleared
12633	Computer Check	11/20/2023	Genesis Technologies, Inc.	\$1,331.79	11/20/2023	Cleared
12634	Computer Check	11/20/2023	Joshua Skaja	\$400.00	11/20/2023	Outstanding
12635	Computer Check	11/20/2023	Hitchcock Design Inc	\$2,705.74	11/20/2023	Cleared
12636	Computer Check	11/20/2023	Ingram Library Services	\$3,735.62	11/20/2023	Cleared
12637	Computer Check	11/20/2023	James Martin Associates, Inc	\$4,060.00	11/20/2023	Cleared
12638	Computer Check	11/20/2023	Victoria Lee	\$30.00	11/20/2023	Cleared
12639	Computer Check	11/20/2023	LIMRiCC Unemployment Compensation Group Account	\$307.59	11/20/2023	Cleared
12640	Computer Check	11/20/2023	Midwest Tape	\$3,601.42	11/20/2023	Cleared
12641	Computer Check	11/20/2023	Paddock Publications, Inc	\$33.75	11/20/2023	Outstanding

12642	Computer Check	11/20/2023	PEERLESS NETWORK INC	\$465.73	11/20/2023	Cleared
12643	Computer Check	11/20/2023	Sodexo Inc & Affiliates	\$140.30	11/20/2023	Cleared
12644	Computer Check	11/20/2023	Thomas Klise/Crimson Multimedia	\$789.36	11/20/2023	Outstanding
12645	Computer Check	11/20/2023	The UPS Store #2509	\$43.50	11/20/2023	Outstanding
12646	Computer Check	11/20/2023	Village of Barrington	\$982.16	11/20/2023	Cleared
12647	Computer Check	11/20/2023	World Archives	\$1,685.00	11/20/2023	Outstanding
12648	One-Time Check	11/20/2023	Himanshu Varandani	\$7.90	11/20/2023	Cleared
12649	One-Time Check	11/29/2023	Maggie Wake	\$29.99	11/29/2023	Outstanding

**Summary by Transaction Typ**

Computer Check	<b>(\$175,618.17)</b>
One-Time Check	<b>(\$54.88)</b>
Bank Draft	<b>(\$4,310.00)</b>
<b>Total Payments:</b>	<b>(\$179,983.05)</b>

**Barrington Public Library District  
Encumbrances  
November, 2023**

**Materials**

Library Materials Expenditures Y-T-D	369,322.43
Encumbered Materials Y-T-D	50,429.95
Encumbered e-Materials Y-T-D	-
Total	<u>419,752.38</u>
Library Materials Working Budget	<u>999,402.00</u>
Estimated % to Budget	<u>42.00%</u>

**Programs**

Library Program Expenditures Y-T-D	38,314.85
Encumbered Programs	500.00
Total	<u>38,814.85</u>
Library Programs Working Budget	<u>139,101.12</u>
Estimated % to Budget	<u>27.90%</u>



Schwab One® Account of  
**BARRINGTON PUBLIC LIBRARY  
DISTRICT**

Account Number  
**9383-4772**

Statement Period  
**November 1-30, 2023**

Need help reading this statement?  
Visit [www.schwab.com/StatementUserGuide](http://www.schwab.com/StatementUserGuide) for more information.

## Your Independent Investment Manager and/or Advisor

SFAM LLC  
589 S YORK ST  
ELMHURST IL 60126-4463  
1 (630) 941-8560

*The custodian of your brokerage account is: Charles Schwab & Co., Inc.*

<b>Table of Contents</b>	<b>Page</b>
Terms and Conditions.....	2
Change in Account Value.....	3
Asset Composition.....	3
Gain or (Loss) Summary.....	4
Income Summary.....	4
Cash Transactions Summary.....	5
Realized Gain or (Loss).....	20
Transaction Detail.....	20
Money Market Fund (Sweep) Detail.....	22
Endnotes For Your Account.....	23

BARRINGTON PUBLIC LIBRARY  
DISTRICT  
505 N NORTHWEST HWY  
BARRINGTON IL 60010-3354

**SAWYER FALDUTO**  
ASSET MANAGEMENT, LLC

Your Independent Investment Advisor is not affiliated with or an agent of Schwab and Schwab does not supervise or endorse your Advisor.



## Terms and Conditions

### GENERAL INFORMATION AND KEY TERMS:

This Account statement is furnished solely by Charles Schwab & Co., Inc. ("Schwab") for your Account at Schwab ("Account"). Unless otherwise defined herein, capitalized terms have the same meanings as in your Account Agreement. If you receive any other communication from any source other than Schwab which purports to represent your holdings at Schwab (including balances held at a Depository Institution) you should verify its content with this statement.

**AIP (Automatic Investment Plan) Customers:** Schwab receives remuneration in connection with certain transactions effected through Schwab. If you participate in a systematic investment program through Schwab, the additional information normally detailed on a trade confirmation will be provided upon request.

**Average Daily Balance:** Average daily composite of all cash balances that earn interest and all loans from Schwab that are charged interest.

**Bank Sweep and Bank Sweep for Benefit Plans Features:** Schwab acts as your agent and custodian in establishing and maintaining your Deposit Account(s) as a feature of your brokerage account(s). Deposit accounts held through bank sweep features constitute direct obligations of one of more FDIC insured banks ("Affiliated Banks") that are affiliated with Schwab and are not obligations of Schwab. Funds swept to Affiliated Banks are eligible for deposit insurance from the FDIC up to the applicable limits for each bank for funds held in the same insurable capacity. The balance in the Deposit Accounts can be withdrawn on your order and the proceeds returned to your brokerage account or remitted to you as provided in your Account Agreement. For information on FDIC insurance and its limits, as well as other important disclosures about the bank sweep feature(s) in your account, please refer to the Cash Features Disclosure Statement available online or from a Schwab representative.

**Cash:** Any Free Credit Balance owed by us to you payable upon demand which, although accounted for on our books of record, is not segregated and may be used in the conduct of this firm's business.

**Dividend Reinvestment Customers:** Dividend reinvestment transactions were effected by Schwab acting as a principal for its own account, except for the reinvestment of Schwab dividends, for which an independent broker-dealer acted as the buying agent. Further information on these transactions will be furnished upon written request.

**Interest:** For the Schwab One Interest, Bank Sweep, and Bank Sweep for Benefit Plans features, interest is paid for a period that may differ from the Statement Period. Balances include interest paid as indicated on your statement by Schwab or one or more of its Affiliated Banks. These balances do not include interest that may have accrued during the Statement Period after interest is paid. The interest paid may include interest that accrued in the prior Statement Period. For the Schwab One Interest feature, interest accrues daily from the second-to-last business day of the prior month and is posted on the second-to-last business day of the current month. For the bank sweep feature(s), interest accrues daily from the 16th day of the prior month and is credited/posted on the first business day after the 15th of the current month. If, on any given day, the interest that Schwab calculates for the Free Credit Balances in the Schwab One Interest feature in your brokerage account is less than \$.005, you will not accrue any interest on that day. For balances held at banks affiliated with Schwab in the Bank Sweep and Bank Sweep for Benefit Plans features, interest will accrue even if the amount is less than \$.005.

**Margin Account Customers:** This is a combined statement of your margin account and special memorandum account maintained for you under Section 220.5 of Regulation T issued by the Board of Governors of the Federal Reserve System. The permanent record of the separate account as required by Regulation T is available for your inspection.

Securities purchased on margin are Schwab's collateral for the loan to you. It is important that you fully understand the risks involved in trading securities on margin. These risks include:

- You can lose more funds than you deposit in the margin account.
- Schwab can force the sale of securities or other assets in any of your account(s) to maintain the required account equity without contacting you.
- You are not entitled to choose which assets are liquidated nor are you entitled to an extension of time on a margin call.
- Schwab can increase both its "house" maintenance margin requirements and the maintenance margin requirements for your Account at any time without advance written notice to you.

**Market Price:** The most recent price evaluation available to Schwab on the last business day of the report period, normally the last trade price or bid as of market close. Unpriced securities denote that no market evaluation update is currently available. Price evaluations are obtained from outside parties. Schwab shall have no responsibility for the accuracy or timeliness of any such valuations. Assets Not held at Schwab Are not held in your Account or covered by the Account's SIPC account protection and are not otherwise in Schwab's custody and are being provided as a courtesy to you. Information on Assets Not Held at Schwab, including but not limited to valuations, is reported solely based on information you provide to Schwab. Schwab can neither validate nor certify the existence of Assets Not Held at Schwab or the accuracy, completeness or timeliness of the information about Assets Not Held at Schwab, whether provided by you or otherwise. Descriptions of Assets Not Held at Schwab may be abbreviated or truncated. Some securities, especially thinly traded equities in the OTC market or foreign markets, may not report the most current price and are indicated as Stale Priced. Certain Limited Partnership (direct participation programs) and unlisted Real Estate Investment Trust (REIT) securities, for which you may see a value on your monthly Account statement that reflects the issuer's appraised or estimated value, are not listed on a national securities exchange, and are generally illiquid. Even if you are able to sell such securities, the price received may be less than the per share appraised estimated value provided in the account statement.

**Market Value:** The Market Value is computed by multiplying the Market Price by the Quantity of Shares. This is the dollar value of your present holdings in your specified Schwab Account or a summary of the Market Value summed over multiple accounts.

**Non-Publicly Traded Securities:** All assets shown on this statement, other than certain direct investments which may be held by a third party, are held in your Account. Values of certain Non-Publicly Traded Securities may be furnished by a third party as provided by Schwab's Account Agreement. Schwab shall have no responsibility for the accuracy or timeliness of such valuations. The Securities Investor Protection Corporation (SIPC) does not cover many limited partnership interests.

**Schwab Sweep Money Funds:** Includes the primary money market funds into which Free Credit Balances may be automatically invested pursuant to your Account Agreement. Schwab or an affiliate acts and receives compensation as the Investment Advisor, Shareholder Service Agent and Distributor for the Schwab Sweep Money Funds. The amount of such compensation is disclosed in the prospectus. The yield information for Schwab Sweep Money Funds is the current 7-day yield as of the statement period. Yields vary. If on any given day, the accrued daily dividend for your selected sweep money fund as calculated for your account is less than 1/2 of 1 cent (\$.0005), your account will not earn a dividend for that day. In addition, if you do not accrue at least 1 daily dividend of \$0.01 during a pay period, you will not receive a money market dividend for that period. Schwab and the Schwab Sweep Money Funds investment advisor may be voluntarily reducing a portion of a Schwab Sweep Money Fund's expenses. Without these reductions, yields would have been lower.

**Securities Products and Services:** Securities products and services

are offered by Charles Schwab & Co., Inc., Member SIPC. Securities products and services, including unswept intraday funds and net credit balances held in brokerage accounts are not deposits or other obligations of, or guaranteed by, any bank, are not FDIC insured, and are subject to investment risk and may lose value. SIPC does not cover balances held at banks affiliated with Schwab in the Bank Sweep and Bank Sweep for Benefit Plans features. Please see your Cash Feature Disclosure Statement for more information on insurance coverage. **Yield to Maturity:** This is the actual average annual return on a note if held to maturity.

**Gain (or Loss):** Unrealized Gain or (Loss) and Realized Gain or (Loss) sections ("Gain/Loss Section(s)") contain a gain or a loss summary of your Account. This information has been provided on this statement at the request of your Advisor, if applicable. This information is not a solicitation or a recommendation to buy or sell. Schwab does not provide tax advice and encourages you to consult with your tax professional. Please view the Cost Basis Disclosure Statement for additional information on how gain (or loss) is calculated and how Schwab reports adjusted cost basis information to the IRS.

**Accrued Income:** Accrued Income is the sum of the total accrued interest and/or accrued dividends on positions held in your Account, but the interest and/or dividends have not been received into your account. Schwab makes no representation that the amounts shown (or any other amount) will be received. Accrued amounts are not covered by SIPC account protection until actually received and held in the Account.

**IN CASE OF ERRORS OR DISCREPANCIES:** If you find an error or discrepancy relating to your brokerage activity (other than an electronic fund transfer) you must notify us promptly, but no later than 10 days after this statement is sent or made available to you. If this statement shows that we have mailed or delivered security certificate(s) that you have not received, notify Schwab immediately.

You may call us at 800-435-4000. (Outside the U.S., call +1-415-667-8400.) If you're a client of an independent investment advisor, call us at 800-515-2157. Any oral communications should be re-confirmed in writing to further protect your rights, including rights under the Securities Investor Protection Act (SIPA). If you do not so notify us, you agree that the statement activity and Account balance are correct for all purposes with respect to those brokerage transactions.

**IN CASE OF COMPLAINTS:** If you have a complaint regarding your Schwab statement, products or services, please write to the Client Advocacy Team at Charles Schwab & Co., Inc., Attention: Client Advocacy Team, 211 Main St., San Francisco, CA 94105, USA, or call Schwab Signature Alliance at 800-515-2157.

**Address Changes:** If you fail to notify Schwab in writing of any change of address or phone number, you may not receive important notifications about your Account, and trading or other restrictions might be placed on your Account.

### Additional Information:

We are required by law to report to the Internal Revenue Service adjusted cost basis information (if applicable), certain payments to you and credits to your Account during the calendar year. Retain this statement for income tax purposes. A financial statement for your inspection is available at Schwab's offices or a copy will be mailed to you upon written request. Any third party trademarks appearing herein are the property of their respective owners. Schwab and Charles Schwab Bank are affiliates of each other and subsidiaries of the Charles Schwab Corporation.

© 2023 Charles Schwab & Co., Inc. ("Schwab"). All rights reserved. Member SIPC.

(0822-20UL)



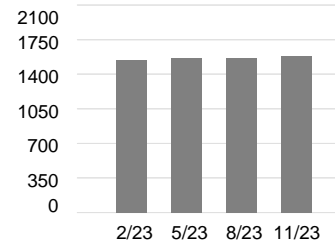
Schwab One® Account of  
**BARRINGTON PUBLIC LIBRARY  
 DISTRICT**

Account Number  
**9383-4772**

Statement Period  
**November 1-30, 2023**

**Account Value as of 11/30/2023: \$ 1,585,671.84**

Change in Account Value	This Period	Year to Date	Account Value [in Thousands]
<b>Starting Value</b>	<b>\$ 1,562,704.00</b>	<b>\$ 1,539,335.26</b>	
Credits	1,082.06	23,095.35	
Debits	0.00	(1,656.75)	
Transfer of Securities (In/Out)	0.00	0.00	
Income Reinvested	(129.01)	(558.59)	
Change in Value of Investments	22,014.79	25,456.57	
<b>Ending Value on 11/30/2023</b>	<b>\$ 1,585,671.84</b>	<b>\$ 1,585,671.84</b>	
<i>Accrued Income<sup>d</sup></i>	7,964.58		
<b>Ending Value with Accrued Income<sup>d</sup></b>	<b>\$ 1,593,636.42</b>		
<b>Total Change in Account Value</b>	<b>\$ 22,967.84</b>	<b>\$ 46,336.58</b>	
<b>Total Change with Accrued Income<sup>d</sup></b>	<b>\$ 30,932.42</b>		



Asset Composition	Market Value	% of Account Assets
Cash and Money Market Funds [Sweep]	\$ 7,822.07	<1%
Fixed Income	1,577,849.77	100%
<b>Total Assets Long</b>	<b>\$ 1,585,671.84</b>	
<b>Total Account Value</b>	<b>\$ 1,585,671.84</b>	<b>100%</b>

**SAWYER FALDUTO**  
 ASSET MANAGEMENT, LLC

Your Independent Investment Advisor is not affiliated with or an agent of Schwab and Schwab does not supervise or endorse your Advisor.





Schwab One® Account of  
**BARRINGTON PUBLIC LIBRARY  
 DISTRICT**

Account Number  
**9383-4772**

Statement Period  
**November 1-30, 2023**

Gain or (Loss) Summary	Realized Gain or (Loss) This Period		Unrealized Gain or (Loss)
	Short Term	Long Term	
<b>All Investments</b>	\$0.00	\$52.40	\$(132,145.50) <sup>b</sup>

Values may not reflect all of your gains/losses; Schwab has provided accurate gain and loss information wherever possible for most investments. Cost basis may be incomplete or unavailable for some of your holdings and may change or be adjusted in certain cases. Statement information should not be used for tax preparation, instead refer to official tax documents. For additional information refer to Terms and Conditions.

Income Summary	This Period		Year to Date	
	Federally Tax-Exempt	Federally Taxable	Federally Tax-Exempt	Federally Taxable
Money Funds Dividends	0.00	129.01	0.00	520.15
Certificate of Deposit Interest	0.00	638.80	0.00	8,834.03
Treasury Bond Interest	0.00	112.50	0.00	2,125.00
Municipal Bond Interest	0.00	0.00	0.00	3,288.13
Agency Security Interest	0.00	201.75	0.00	8,102.10
<b>Total Income</b>	<b>0.00</b>	<b>1,082.06</b>	<b>0.00</b>	<b>22,869.41</b>
Accrued Interest Paid <sup>4</sup>	0.00	0.00	0.00	(937.25)

<sup>4</sup>Certain accrued interest paid on taxable bonds may be deductible; consult your tax advisor.



**Cash Transactions Summary**

	This Period	Year to Date
<b>Starting Cash *</b>	<b>\$ 6,690.01</b>	<b>\$ 3,415.57</b>
Deposits and other Cash Credits	0.00	0.00
Investments Sold	85,000.00	326,000.00
Dividends and Interest	1,082.06	23,001.60
Withdrawals and other Debits	0.00	0.00
Investments Purchased	(84,950.00)	(343,032.10)
Fees and Charges	0.00	(1,563.00)
<b>Total Cash Transaction Detail</b>	<b>1,132.06</b>	<b>4,406.50</b>
<b>Ending Cash *</b>	<b>\$ 7,822.07</b>	<b>\$ 7,822.07</b>

\*Cash (includes any cash debit balance) held in your account plus the value of any cash invested in a sweep money fund.

**Investment Detail - Cash and Money Market Funds [Sweep]**

Cash	Starting Balance	Ending Balance	% of Account Assets
Cash	653.29	112.50	<1%
<b>Total Cash</b>	<b>653.29</b>	<b>112.50</b>	<b>&lt;1%</b>

Money Market Funds [Sweep]	Quantity	Market Price	Market Value	% of Account Assets
Schwab Government Money: SWGXX	7,709.5700	1.0000	7,709.57	<1%
<b>Total Money Market Funds [Sweep]</b>			<b>7,709.57</b>	<b>&lt;1%</b>
<b>Total Cash and Money Market Funds [Sweep]</b>			<b>7,822.07</b>	<b>&lt;1%</b>



**Investment Detail - Fixed Income**

	Par	Market Price	Market Value	Adjusted Cost Basis	% of Account Assets	Unrealized Gain or (Loss)	Estimated Annual Income
U.S. Treasuries	Units Purchased	Cost Per Unit	Cost Basis		Acquired		Yield to Maturity
<b>US TREASUR NT 2.5%04/24</b>	<b>20,000.0000</b>	<b>98.82812</b>	<b>19,765.62</b>	<b>19,930.40</b>	<b>1%</b>	<b>(164.78)</b>	<b>500.00</b>
UST NOTE DUE 04/30/24	20,000.0000	99.6520	19,930.40	19,930.40	05/17/22	(164.78)	2.68%
CUSIP: 91282CEK3							<b>Accrued Interest: 42.58</b>
<b>US TREASUR NT 0.25%06/24</b>	<b>35,000.0000</b>	<b>97.32812</b>	<b>34,064.84</b>	<b>34,773.25</b>	<b>2%</b>	<b>(708.41)</b>	<b>87.50</b>
UST NOTE DUE 06/15/24	35,000.0000	99.3521	34,773.25	34,773.25	06/25/21	(708.41)	0.47%
CUSIP: 91282CCG4							<b>Accrued Interest: 40.40</b>
<b>US TREASUR NT 1.5%11/24</b>	<b>15,000.0000</b>	<b>96.39062</b>	<b>14,458.59</b>	<b>15,000.28</b>	<b>&lt;1%</b>	<b>(541.69)<sup>b</sup></b>	<b>225.00</b>
UST NOTE DUE 11/30/24	15,000.0000	100.0048	15,000.73	15,000.28	02/04/22	(541.69) <sup>b</sup>	1.49%
CUSIP: 912828YV6							<b>Accrued Interest: 0.61</b>
<b>US TREASUR NT 1%12/24</b>	<b>35,000.0000</b>	<b>95.78125</b>	<b>33,523.44</b>	<b>34,758.21</b>	<b>2%</b>	<b>(1,234.77)</b>	<b>350.00</b>
UST NOTE DUE 12/15/24	35,000.0000	99.3091	34,758.21	34,758.21	01/14/22	(1,234.77)	1.24%
CUSIP: 91282CDN8							<b>Accrued Interest: 161.61</b>
<b>US TREASU NT 1.125%02/25</b>	<b>25,000.0000</b>	<b>95.26562</b>	<b>23,816.41</b>	<b>24,870.37</b>	<b>2%</b>	<b>(1,053.96)</b>	<b>281.25</b>
UST NOTE DUE 02/28/25	25,000.0000	99.4814	24,870.37	24,870.37	01/21/22	(1,053.96)	1.29%
CUSIP: 912828ZC7							<b>Accrued Interest: 71.09</b>
<b>US TREASU NT 4.625%02/25</b>	<b>15,000.0000</b>	<b>99.46875</b>	<b>14,920.31</b>	<b>14,994.00</b>	<b>&lt;1%</b>	<b>(73.69)</b>	<b>693.75</b>
UST NOTE DUE 02/28/25	15,000.0000	99.9600	14,994.00	14,994.00	02/22/23	(73.69)	4.64%
CUSIP: 91282CGN5							<b>Accrued Interest: 175.34</b>
<b>US TREASUR NT 5%08/25</b>	<b>18,000.0000</b>	<b>100.29687</b>	<b>18,053.44</b>	<b>17,980.31</b>	<b>1%</b>	<b>73.13</b>	<b>900.00</b>
UST NOTE DUE 08/31/25	18,000.0000	99.8906	17,980.31	17,980.31	09/20/23	73.13	5.05%
CUSIP: 91282CHV6							<b>Accrued Interest: 225.00</b>



**Investment Detail - Fixed Income (continued)**

	Par	Market Price	Market Value	Adjusted Cost Basis	% of Account Assets	Unrealized Gain or (Loss)	Estimated Annual Income
U.S. Treasuries (continued)	Units Purchased	Cost Per Unit	Cost Basis		Acquired		Yield to Maturity
<b>US TREASU NT 0.375%12/25</b>	<b>50,000.0000</b>	<b>91.60937</b>	<b>45,804.69</b>	<b>49,274.93</b>	<b>3%</b>	<b>(3,470.24)</b>	<b>187.50</b>
UST NOTE DUE 12/31/25 CUSIP: 91282CBC4	50,000.0000	98.5498	49,274.93	49,274.93	06/14/21	(3,470.24)	0.69%
							<b>Accrued Interest: 78.46</b>
<b>US TREASUR NT 4%02/26</b>	<b>20,000.0000</b>	<b>98.65625</b>	<b>19,731.25</b>	<b>19,940.60</b>	<b>1%</b>	<b>(209.35)</b>	<b>800.00</b>
UST NOTE DUE 02/15/26 CUSIP: 91282CGL9	20,000.0000	99.7030	19,940.60	19,940.60	02/09/23	(209.35)	4.10%
							<b>Accrued Interest: 234.78</b>
<b>Total U.S. Treasuries</b>	<b>233,000.0000</b>		<b>224,138.59</b>	<b>231,522.35</b>	<b>14%</b>	<b>(7,383.76) <sup>b</sup></b>	<b>4,025.00</b>
			<b>Total Cost Basis:</b>	<b>231,522.80</b>			

**Total Accrued Interest for U.S. Treasuries: 1,029.87**

	Par	Market Price	Market Value	Adjusted Cost Basis	% of Account Assets	Unrealized Gain or (Loss)	Estimated Annual Income
Agency Securities	Units Purchased	Cost Per Unit	Cost Basis		Acquired		Yield to Maturity
<b>FEDERAL FARM CR 0.25%24</b>	<b>25,000.0000</b>	<b>98.77580</b>	<b>24,693.95</b>	<b>24,986.40</b>	<b>2%</b>	<b>(292.45)</b>	<b>62.50</b>
DUE 02/26/24 CUSIP: 3133EMRZ7 MOODY'S: Aaa S&P: AA+	25,000.0000	99.9456	24,986.40	24,986.40	03/02/21	(292.45)	0.26%
							<b>Accrued Interest: 16.49</b>
<b>FEDERAL FARM CR 0.37%24</b>	<b>10,000.0000</b>	<b>98.53880</b>	<b>9,853.88</b>	<b>9,980.83</b>	<b>&lt;1%</b>	<b>(126.95)</b>	<b>37.00</b>
DUE 03/15/24 CUSIP: 3133EMTD4 MOODY'S: Aaa S&P: AA+	10,000.0000	99.8083	9,980.83	9,980.83	05/24/21	(126.95)	0.43%
							<b>Accrued Interest: 7.81</b>



**Investment Detail - Fixed Income (continued)**

	Par	Market Price	Market Value	Adjusted Cost Basis	% of Account Assets	Unrealized Gain or (Loss)	Estimated Annual Income
	Units Purchased	Cost Per Unit	Cost Basis		Acquired		Yield to Maturity
<b>Agency Securities (continued)</b>							
<b>FHLB 5.47%24</b>	<b>15,000.0000</b>	<b>99.95820</b>	<b>14,993.73</b>	<b>15,009.00</b>	<b>&lt;1%</b>	<b>(15.27)</b>	<b>N/A</b>
DUE 06/10/24	15,000.0000	100.0600	15,009.00	15,009.00	08/21/23	(15.27)	5.37%
CUSIP: 3130AWSB7							
MOODY'S: NR S&P: NR							
						<b>Accrued Interest: 274.25</b>	
<b>FEDERAL HOME STRIP 0%24</b>	<b>23,000.0000</b>	<b>96.69150</b>	<b>22,239.05</b>	<b>N/A</b>	<b>1%</b>	<b>(30.81)</b>	<b>N/A</b>
INT DUE 07/15/24	23,000.0000	96.8254	22,269.86	22,269.86	01/19/22	(30.81)	1.30%
STRIP FM 0%07/15/24							
CUSIP: 3134A4ND2							
MOODY'S: Aaa S&P: NR							
<b>FHLB 5%24</b>	<b>20,000.0000</b>	<b>99.59160</b>	<b>19,918.32</b>	<b>19,975.40</b>	<b>1%</b>	<b>(57.08)</b>	<b>1,000.00</b>
DUE 11/15/24	20,000.0000	99.8770	19,975.40	19,975.40	02/09/23	(57.08)	5.07%
CALLABLE 02/15/24 AT 100.00000							
CUSIP: 3130AURF3							
MOODY'S: Aaa S&P: AA+							
						<b>Accrued Interest: 294.44</b>	
<b>FEDERAL NTNL STRIP 0%24</b>	<b>13,000.0000</b>	<b>94.95780</b>	<b>12,344.51</b>	<b>N/A</b>	<b>&lt;1%</b>	<b>(376.89)</b>	<b>N/A</b>
INT DUE 11/29/24	13,000.0000	97.8569	12,721.40	12,721.40	07/02/21	(376.89)	0.63%
STRIP FM 0%11/29/24							
CUSIP: 31364DCU8							
MOODY'S: NR S&P: NR							



**Investment Detail - Fixed Income (continued)**

	Par	Market Price	Market Value	Adjusted Cost Basis	% of Account Assets	Unrealized Gain or (Loss)	Estimated Annual Income
Agency Securities (continued)	Units Purchased	Cost Per Unit	Cost Basis		Acquired		Yield to Maturity
<b>FHLB 5%25</b>	<b>25,000.0000</b>	<b>99.49270</b>	<b>24,873.18</b>	<b>24,955.12</b>	<b>2%</b>	<b>(81.94)</b>	<b>1,250.00</b>
DUE 01/27/25	25,000.0000	99.8204	24,955.12	24,955.12	10/13/22	(81.94)	5.08%
CALLABLE 01/27/24 AT 100.00000							
CUSIP: 3130ATMM6							
MOODY'S: Aaa S&P: AA+							
							<b>Accrued Interest: 430.56</b>
<b>FHLMC 5.4%26</b>	<b>15,000.0000</b>	<b>99.55490</b>	<b>14,933.24</b>	<b>14,998.75</b>	<b>&lt;1%</b>	<b>(65.51)</b>	<b>810.00</b>
DUE 02/23/26	15,000.0000	99.9916	14,998.75	14,998.75	02/22/23	(65.51)	5.40%
CALLABLE 02/23/24 AT 100.00000							
CUSIP: 3134GYKA9							
MOODY'S: Aaa S&P: AA+							
							<b>Accrued Interest: 220.50</b>
<b>FEDERAL FARM CR 1.02%27</b>	<b>25,000.0000</b>	<b>88.98590</b>	<b>22,246.48</b>	<b>24,596.25</b>	<b>1%</b>	<b>(2,349.77)</b>	<b>255.00</b>
DUE 04/27/27	25,000.0000	98.3850	24,596.25	24,596.25	12/27/21	(2,349.77)	1.33%
CUSIP: 3133ELXZ2							
MOODY'S: Aaa S&P: AA+							
							<b>Accrued Interest: 24.08</b>
<b>FHLB 1%27</b>	<b>75,000.0000</b>	<b>88.64750</b>	<b>66,485.63</b>	<b>74,480.25</b>	<b>4%</b>	<b>(7,994.62)</b>	<b>750.00</b>
DUE 06/11/27	75,000.0000	99.3070	74,480.25	74,480.25	06/16/21	(7,994.62)	1.12%
CUSIP: 3130AMTF9							
MOODY'S: Aaa S&P: AA+							
							<b>Accrued Interest: 354.17</b>
<b>FHLB 1.125%28</b>	<b>50,000.0000</b>	<b>86.67430</b>	<b>43,337.15</b>	<b>49,550.80</b>	<b>3%</b>	<b>(6,213.65)</b>	<b>562.50</b>
DUE 06/09/28	50,000.0000	99.1016	49,550.80	49,550.80	06/18/21	(6,213.65)	1.26%
CUSIP: 3130AMH47							
MOODY'S: Aaa S&P: AA+							
							<b>Accrued Interest: 268.75</b>



**Investment Detail - Fixed Income (continued)**

	Par	Market Price	Market Value	Adjusted Cost Basis	% of Account Assets	Unrealized Gain or (Loss)	Estimated Annual Income
Agency Securities (continued)	Units Purchased	Cost Per Unit	Cost Basis		Acquired		Yield to Maturity
<b>FEDERAL FARM CR 1.125%29</b>	<b>50,000.0000</b>	<b>84.24520</b>	<b>42,122.60</b>	<b>49,333.70</b>	<b>3%</b>	<b>(7,211.10)</b>	<b>562.50</b>
DUE 03/13/29	30,000.0000	99.6470	29,894.10	29,894.10	09/01/21	(4,620.54)	1.17%
CUSIP: 3133ELTG9	20,000.0000	97.1980	19,439.60	19,439.60	12/13/21	(2,590.56)	1.53%
MOODY'S: Aaa S&P: AA+							
Cost Basis			49,333.70				<b>Accrued Interest: 121.88</b>
<b>FEDERAL FARM CR BKS 4%29</b>	<b>25,000.0000</b>	<b>96.96350</b>	<b>24,240.88</b>	<b>25,053.03</b>	<b>2%</b>	<b>(812.15)<sup>b</sup></b>	<b>1,000.00</b>
DUE 09/27/29	25,000.0000	100.2330	25,058.25	25,053.03	02/09/23	(812.15) <sup>b</sup>	3.95%
CUSIP: 3133EN4T4							
MOODY'S: Aaa S&P: AA+							<b>Accrued Interest: 177.78</b>
<b>FEDERAL FARM CR 3.125%30</b>	<b>10,000.0000</b>	<b>91.58710</b>	<b>9,158.71</b>	<b>9,981.03</b>	<b>&lt;1%</b>	<b>(822.32)</b>	<b>312.50</b>
DUE 04/26/30	10,000.0000	99.8103	9,981.03	9,981.03	05/13/22	(822.32)	3.15%
CUSIP: 3133ENVH0							
MOODY'S: Aaa S&P: AA+							<b>Accrued Interest: 30.38</b>
<b>FEDERAL FARM CR 1.04%30</b>	<b>30,000.0000</b>	<b>79.53080</b>	<b>23,859.24</b>	<b>28,407.60</b>	<b>2%</b>	<b>(4,548.36)</b>	<b>312.00</b>
DUE 07/08/30	30,000.0000	94.6920	28,407.60	28,407.60	12/29/21	(4,548.36)	1.71%
CUSIP: 3133ELS88							
MOODY'S: Aaa S&P: AA+							<b>Accrued Interest: 123.93</b>
<b>FEDERAL FARM CR 3.48%31</b>	<b>27,000.0000</b>	<b>92.37170</b>	<b>24,940.36</b>	<b>27,580.17</b>	<b>2%</b>	<b>(2,639.81)<sup>b</sup></b>	<b>939.60</b>
DUE 03/12/31	27,000.0000	102.4700	27,666.91	27,580.17	05/20/22	(2,639.81) <sup>b</sup>	3.15%
CUSIP: 3133EAGS1							
MOODY'S: Aaa S&P: AA+							<b>Accrued Interest: 206.19</b>



**Investment Detail - Fixed Income (continued)**

	Par	Market Price	Market Value	Adjusted Cost Basis	% of Account Assets	Unrealized Gain or (Loss)	Estimated Annual Income
Agency Securities (continued)	Units Purchased	Cost Per Unit	Cost Basis		Acquired		Yield to Maturity
<b>FEDERAL FARM CR 3.02%31</b>	<b>10,000.0000</b>	<b>88.60690</b>	<b>8,860.69</b>	<b>9,745.23</b>	<b>&lt;1%</b>	<b>(884.54)</b>	<b>302.00</b>
DUE 11/28/31	10,000.0000	97.4523	9,745.23	9,745.23	05/17/22	(884.54)	3.33%
CUSIP: 3133EGP41							
MOODY'S: Aaa S&P: AA+							
						<b>Accrued Interest: 2.52</b>	
<b>FHLB 1.625%31</b>	<b>50,000.0000</b>	<b>79.33700</b>	<b>39,668.50</b>	<b>49,737.95</b>	<b>3%</b>	<b>(10,069.45)</b>	<b>812.50</b>
DUE 12/12/31	50,000.0000	99.4759	49,737.95	49,737.95	12/28/21	(10,069.45)	1.68%
CUSIP: 3130APZA6							
MOODY'S: Aaa S&P: AA+							
						<b>Accrued Interest: 381.42</b>	
<b>FEDERAL HOME LN 2.75%32</b>	<b>35,000.0000</b>	<b>86.31070</b>	<b>30,208.75</b>	<b>33,391.40</b>	<b>2%</b>	<b>(3,182.65)</b>	<b>962.50</b>
DUE 03/12/32	35,000.0000	95.4040	33,391.40	33,391.40	05/04/22	(3,182.65)	3.30%
CUSIP: 3130ARJV4							
MOODY'S: Aaa S&P: AA+							
						<b>Accrued Interest: 211.22</b>	
<b>FEDERAL FARM CR BKS 4%32</b>	<b>15,000.0000</b>	<b>92.53440</b>	<b>13,880.16</b>	<b>14,995.00</b>	<b>&lt;1%</b>	<b>(1,114.84)</b>	<b>600.00</b>
DUE 04/19/32	15,000.0000	99.9666	14,995.00	14,995.00	04/19/22	(1,114.84)	4.00%
CUSIP: 3133ENUV0							
MOODY'S: Aaa S&P: AA+							
						<b>Accrued Interest: 70.00</b>	
<b>Total Agency Securities</b>	<b>548,000.0000</b>		<b>492,859.01</b>	<b>506,757.91</b>	<b>31%</b>	<b>(48,890.16) <sup>b</sup></b>	<b>10,530.60</b>
		<b>Total Cost Basis:</b>	<b>541,841.13</b>				

**Total Accrued Interest for Agency Securities: 3,216.37**





**Investment Detail - Fixed Income (continued)**

	Par	Market Price	Market Value	Adjusted Cost Basis	% of Account Assets	Unrealized Gain or (Loss)	Estimated Annual Income
Municipal Bonds	Units Purchased	Cost Per Unit	Cost Basis		Acquired		Yield to Maturity
<b>LANE CMNTY CLG 0.851%25</b>	<b>25,000.0000</b>	<b>93.53400</b>	<b>23,383.50</b>	<b>25,025.19</b>	<b>1%</b>	<b>(1,641.69)<sup>b</sup></b>	<b>212.75</b>
GO UTX DUE 06/15/25 TAXBL CUSIP: 515182EJ8 MOODY'S: Aa1 S&P: NR	25,000.0000	100.1990	25,049.75	25,025.19	06/17/21	(1,641.69) <sup>b</sup>	0.80%
						<b>Accrued Interest: 98.10</b>	
<b>ARLINGTON CNTY V 0.79%25</b>	<b>15,000.0000</b>	<b>93.32600</b>	<b>13,998.90</b>	<b>15,000.00</b>	<b>&lt;1%</b>	<b>(1,001.10)</b>	<b>118.50</b>
GO UTX DUE 08/01/25 XTRO TAXBL CUSIP: 041431VG9 MOODY'S: Aaa S&P: AAA	15,000.0000	100.0000	15,000.00	15,000.00	06/18/21	(1,001.10)	0.78%
						<b>Accrued Interest: 39.50</b>	
<b>N HAVEN CT 0.943%25</b>	<b>50,000.0000</b>	<b>92.90900</b>	<b>46,454.50</b>	<b>50,000.00</b>	<b>3%</b>	<b>(3,545.50)</b>	<b>471.50</b>
VP DUE 10/01/25 TAXBL CUSIP: 659579ZZ2 MOODY'S: NR S&P: AAA	50,000.0000	100.0000	50,000.00	50,000.00	06/29/21	(3,545.50)	0.94%
						<b>Accrued Interest: 78.58</b>	
<b>WILL ETC CN IL CCD 1%26</b>	<b>45,000.0000</b>	<b>90.64600</b>	<b>40,790.70</b>	<b>45,000.00</b>	<b>3%</b>	<b>(4,209.30)</b>	<b>450.00</b>
DB UTX DUE 06/01/26 TAXBL CUSIP: 969080JB7 MOODY'S: Aa2 S&P: NR	45,000.0000	100.0000	45,000.00	45,000.00	06/11/21	(4,209.30)	1.00%
						<b>Accrued Interest: 225.00</b>	
<b>KRUM TX ISD 0.73%26</b>	<b>50,000.0000</b>	<b>91.39700</b>	<b>45,698.50</b>	<b>49,449.00</b>	<b>3%</b>	<b>(3,750.50)</b>	<b>365.00</b>
GO UTX DUE 08/15/26 TAXBL CUSIP: 501098TA5 MOODY'S: NR S&P: AAA	50,000.0000	98.8980	49,449.00	49,449.00	07/02/21	(3,750.50)	0.95%
						<b>Accrued Interest: 107.47</b>	



**Investment Detail - Fixed Income (continued)**

	Par	Market Price	Market Value	Adjusted Cost Basis	% of Account Assets	Unrealized Gain or (Loss)	Estimated Annual Income
	Units Purchased	Cost Per Unit	Cost Basis		Acquired		Yield to Maturity
<b>Municipal Bonds</b> (continued)							
<b>ELK GROVE VLG IL 1.2%27</b>	<b>25,000.0000</b>	<b>89.54700</b>	<b>22,386.75</b>	<b>25,000.00</b>	<b>1%</b>	<b>(2,613.25)</b>	<b>300.00</b>
GO UTX DUE 01/01/27 TAXBL CUSIP: 287299MT5 MOODY'S: NR S&P: AA+	25,000.0000	100.0000	25,000.00	25,000.00	07/15/21	(2,613.25)	1.20%
						<b>Accrued Interest: 125.00</b>	
<b>GUNNISON ETC CO 1.399%27</b>	<b>30,000.0000</b>	<b>88.01100</b>	<b>26,403.30</b>	<b>29,619.00</b>	<b>2%</b>	<b>(3,215.70)</b>	<b>419.70</b>
GO UTX DUE 12/01/27 TAXBL CUSIP: 402892DL4 MOODY'S: Aa2 S&P: NR	30,000.0000	98.7300	29,619.00	29,619.00	10/20/21	(3,215.70)	1.61%
						<b>Accrued Interest: 209.85</b>	
<b>KENDALL CNTY IL 1.74%28</b>	<b>10,000.0000</b>	<b>87.42800</b>	<b>8,742.80</b>	<b>9,916.30</b>	<b>&lt;1%</b>	<b>(1,173.50)</b>	<b>174.00</b>
GO UTX DUE 02/01/28 TAXBL CUSIP: 488683KG7 MOODY'S: NR S&P: AA	10,000.0000	99.1630	9,916.30	9,916.30	11/04/21	(1,173.50)	1.88%
						<b>Accrued Interest: 58.00</b>	
<b>MC ALLEN TX ISD 3%28</b>	<b>15,000.0000</b>	<b>93.34600</b>	<b>14,001.90</b>	<b>14,689.35</b>	<b>&lt;1%</b>	<b>(687.45)</b>	<b>450.00</b>
GO UTX DUE 02/15/28 TAXBL CUSIP: 579100UQ9 MOODY'S: Aaa S&P: NR	15,000.0000	97.9290	14,689.35	14,689.35	05/20/22	(687.45)	3.40%
						<b>Accrued Interest: 132.50</b>	



**Investment Detail - Fixed Income (continued)**

	Par	Market Price	Market Value	Adjusted Cost Basis	% of Account Assets	Unrealized Gain or (Loss)	Estimated Annual Income
	Units Purchased	Cost Per Unit	Cost Basis		Acquired		Yield to Maturity
<b>Municipal Bonds</b> (continued)							
<b>COLUMBIA TN 1.05%28</b>	<b>25,000.0000</b>	<b>83.52400</b>	<b>20,881.00</b>	<b>23,928.50</b>	<b>1%</b>	<b>(3,047.50)</b>	<b>262.50</b>
GO UTX DUE 12/01/28	25,000.0000	95.7140	23,928.50	23,928.50	11/19/21	(3,047.50)	1.70%
TAXBL CALLABLE 12/01/26 AT 100.00000 CUSIP: 198558RH3 MOODY'S: NR S&P: AA+							
							<b>Accrued Interest: 131.25</b>
<b>SAN ANTONIO TEX 1.643%30</b>	<b>30,000.0000</b>	<b>83.20900</b>	<b>24,962.70</b>	<b>29,199.60</b>	<b>2%</b>	<b>(4,236.90)</b>	<b>492.90</b>
GO LTX DUE 02/01/30	30,000.0000	97.3320	29,199.60	29,199.60	12/10/21	(4,236.90)	2.00%
TAXBL CUSIP: 79623PEV3 MOODY'S: Aaa S&P: AAA							
							<b>Accrued Interest: 164.30</b>
<b>OSWEGO IL 1.95%30</b>	<b>25,000.0000</b>	<b>82.11600</b>	<b>20,529.00</b>	<b>25,000.00</b>	<b>1%</b>	<b>(4,471.00)</b>	<b>487.50</b>
GO UTX DUE 12/15/30	25,000.0000	100.0000	25,000.00	25,000.00	07/16/21	(4,471.00)	1.95%
TAXBL CALLABLE 12/15/29 AT 100.00000 CUSIP: 688664PV7 MOODY'S: Aa2 S&P: NR							
							<b>Accrued Interest: 224.79</b>
<b>Total Municipal Bonds</b>	<b>345,000.0000</b>		<b>308,233.55</b>	<b>341,826.94</b>	<b>19%</b>	<b>(33,593.39) <sup>b</sup></b>	<b>4,204.35</b>
		<b>Total Cost Basis:</b>	<b>341,851.50</b>				

**Total Accrued Interest for Municipal Bonds: 1,594.34**



**Investment Detail - Fixed Income (continued)**

	Par	Market Price	Market Value	Adjusted Cost Basis	% of Account Assets	Unrealized Gain or (Loss)	Estimated Annual Income
<b>CDs &amp; BAs</b>	Units Purchased	Cost Per Unit	Cost Basis		Acquired		Yield to Maturity
<b>BMW BANK OF NORTH 0.3%23</b>	<b>24,000.0000</b>	<b>99.75900</b>	<b>23,942.16</b>	<b>23,976.00</b>	<b>2%</b>	<b>(33.84)</b>	<b>72.00</b>
CD FDIC INS DUE 12/18/23 US CUSIP: 05580AYD0 MOODY'S: NR S&P: NR	24,000.0000	99.9000	23,976.00	23,976.00	12/22/20	(33.84)	0.33%
						<b>Accrued Interest: 32.75</b>	
<b>CHARLES SCHWAB B 5.05%25</b>	<b>35,000.0000</b>	<b>99.66320</b>	<b>34,882.12</b>	<b>34,930.00</b>	<b>2%</b>	<b>(47.88)</b>	<b>1,767.50</b>
CD FDIC INS DUE 03/28/25 US CUSIP: 15987UBA5 MOODY'S: NR S&P: NR	35,000.0000	99.8000	34,930.00	34,930.00	08/04/23	(47.88)	5.17%
						<b>Accrued Interest: 300.23</b>	
<b>FIDELITY BANK 4.85%26</b>	<b>25,000.0000</b>	<b>99.65510</b>	<b>24,913.78</b>	<b>24,821.25</b>	<b>2%</b>	<b>92.53</b>	<b>1,212.50</b>
CD FDIC INS DUE 03/16/26 US CUSIP: 31617CAY9 MOODY'S: NR S&P: NR	25,000.0000	99.2850	24,821.25	24,821.25	09/20/23	92.53	5.15%
						<b>Accrued Interest: 53.15</b>	
<b>TRISTATE CAPITAL BA 5%26</b>	<b>25,000.0000</b>	<b>99.89770</b>	<b>24,974.43</b>	<b>25,000.00</b>	<b>2%</b>	<b>(25.57)</b>	<b>1,250.00</b>
CD FDIC INS DUE 03/30/26 US CUSIP: 89677DJE7 MOODY'S: NR S&P: NR	25,000.0000	100.0000	25,000.00	25,000.00	03/28/23	(25.57)	4.99%
						<b>Accrued Interest: 212.33</b>	



**Investment Detail - Fixed Income (continued)**

	Par	Market Price	Market Value	Adjusted Cost Basis	% of Account Assets	Unrealized Gain or (Loss)	Estimated Annual Income
CDs & BAs (continued)	Units Purchased	Cost Per Unit	Cost Basis		Acquired		Yield to Maturity
<b>UBS BANK USA 0.85%26</b>	<b>28,000.0000</b>	<b>90.40170</b>	<b>25,312.48</b>	<b>27,914.04</b>	<b>2%</b>	<b>(2,601.56)</b>	<b>238.00</b>
CD FDIC INS DUE 04/28/26 US CALLABLE 01/28/24 AT 100.00000 CUSIP: 90348JJ35 MOODY'S: NR S&P: NR	28,000.0000	99.6930	27,914.04	27,914.04	06/14/21	(2,601.56)	0.91%
							<b>Accrued Interest: 1.96</b>
<b>BMW BANK OF NORT 5.15%26</b>	<b>50,000.0000</b>	<b>100.25180</b>	<b>50,125.90</b>	<b>49,950.00</b>	<b>3%</b>	<b>175.90</b>	<b>2,575.00</b>
CD FDIC INS DUE 05/18/26 US CUSIP: 05580A4M3 MOODY'S: NR S&P: NR	50,000.0000	99.9000	49,950.00	49,950.00	11/15/23	175.90	5.19%
							<b>Accrued Interest: 98.77</b>
<b>SALLIE MAE BANK 1%26</b>	<b>50,000.0000</b>	<b>90.28560</b>	<b>45,142.80</b>	<b>49,878.00</b>	<b>3%</b>	<b>(4,735.20)</b>	<b>500.00</b>
CD FDIC INS DUE 07/08/26 US CUSIP: 7954506Y6 MOODY'S: NR S&P: NR	50,000.0000	99.7560	49,878.00	49,878.00	07/01/21	(4,735.20)	1.05%
							<b>Accrued Interest: 200.00</b>
<b>TOYOTA FINL SAVI 2.15%27</b>	<b>50,000.0000</b>	<b>91.74060</b>	<b>45,870.30</b>	<b>50,134.30</b>	<b>3%</b>	<b>(4,264.00)<sup>b</sup></b>	<b>1,075.00</b>
CD FDIC INS DUE 02/25/27 US CUSIP: 89235MMV0 MOODY'S: NR S&P: NR	50,000.0000	100.3750	50,187.50	50,134.30	03/04/22	(4,264.00) <sup>b</sup>	2.07%
							<b>Accrued Interest: 268.49</b>



**Investment Detail - Fixed Income (continued)**

	Par	Market Price	Market Value	Adjusted Cost Basis	% of Account Assets	Unrealized Gain or (Loss)	Estimated Annual Income
<b>CDs &amp; BAs (continued)</b>	Units Purchased	Cost Per Unit	Cost Basis		Acquired		Yield to Maturity
<b>DISCOVER BANK 4.8%27</b>	<b>20,000.0000</b>	<b>99.62710</b>	<b>19,925.42</b>	<b>20,000.00</b>	<b>1%</b>	<b>(74.58)</b>	<b>960.00</b>
CD FDIC INS DUE 04/05/27	20,000.0000	100.0000	20,000.00	20,000.00	03/29/23	(74.58)	4.79%
US							
CUSIP: 2546733P9							
MOODY'S: NR S&P: NR							
						<b>Accrued Interest: 149.92</b>	
<b>CAPITAL ONE BANK 3.05%27</b>	<b>15,000.0000</b>	<b>94.21770</b>	<b>14,132.66</b>	<b>14,977.50</b>	<b>&lt;1%</b>	<b>(844.84)</b>	<b>457.50</b>
CD FDIC INS DUE 05/04/27	15,000.0000	99.8500	14,977.50	14,977.50	04/27/22	(844.84)	3.08%
US							
CUSIP: 14042TFW2							
MOODY'S: NR S&P: NR							
						<b>Accrued Interest: 33.84</b>	
<b>WELLS FARGO BANK, 5.1%27</b>	<b>35,000.0000</b>	<b>101.25440</b>	<b>35,439.04</b>	<b>35,000.00</b>	<b>2%</b>	<b>439.04</b>	<b>1,785.00</b>
CD FDIC INS DUE 11/22/27	35,000.0000	100.0000	35,000.00	35,000.00	11/13/23	439.04	5.09%
US							
CUSIP: 949764JA3							
MOODY'S: NR S&P: NR							
						<b>Accrued Interest: 48.90</b>	
<b>SPRING BANK 4.2%28</b>	<b>25,000.0000</b>	<b>97.97170</b>	<b>24,492.93</b>	<b>24,437.29</b>	<b>2%</b>	<b>55.64</b>	<b>1,050.00</b>
CD FDIC INS DUE 01/10/28	25,000.0000	97.7491	24,437.29	24,437.29	03/28/23	55.64	4.72%
US							
CUSIP: 84943RAB0							
MOODY'S: NR S&P: NR							
						<b>Accrued Interest: 63.29</b>	



**Investment Detail - Fixed Income (continued)**

	Par	Market Price	Market Value	Adjusted Cost Basis	% of Account Assets	Unrealized Gain or (Loss)	Estimated Annual Income
CDs & BAs (continued)	Units Purchased	Cost Per Unit	Cost Basis		Acquired		Yield to Maturity
<b>STATE BANK OF IND 1.5%28</b>	<b>75,000.0000</b>	<b>86.76820</b>	<b>65,076.15</b>	<b>75,000.00</b>	<b>4%</b>	<b>(9,923.85)</b>	<b>1,125.00</b>
CD FDIC INS DUE 06/16/28 IN CUSIP: 856285VZ1 MOODY'S: NR S&P: NR	75,000.0000	100.0000	75,000.00	75,000.00	06/14/21	(9,923.85)	1.49%
						<b>Accrued Interest: 517.81</b>	
<b>CELTIC BANK CORP 4.4%28</b>	<b>10,000.0000</b>	<b>98.66360</b>	<b>9,866.36</b>	<b>10,000.00</b>	<b>&lt;1%</b>	<b>(133.64)</b>	<b>440.00</b>
CD FDIC INS DUE 12/19/28 US CUSIP: 15118RA98 MOODY'S: NR S&P: NR	10,000.0000	100.0000	10,000.00	10,000.00	12/07/22	(133.64)	4.39%
						<b>Accrued Interest: 14.47</b>	
<b>MINNWEST BANK 1%29</b>	<b>30,000.0000</b>	<b>83.11380</b>	<b>24,934.14</b>	<b>28,721.70</b>	<b>2%</b>	<b>(3,787.56)</b>	<b>300.00</b>
CD FDIC INS DUE 01/29/29 US CUSIP: 60425SJQ3 MOODY'S: NR S&P: NR	30,000.0000	95.7390	28,721.70	28,721.70	12/16/21	(3,787.56)	1.63%
						<b>Accrued Interest: 2.47</b>	
<b>LIVE OAK BANKING 1.35%29</b>	<b>50,000.0000</b>	<b>83.79950</b>	<b>41,899.75</b>	<b>49,810.50</b>	<b>3%</b>	<b>(7,910.75)</b>	<b>675.00</b>
CD FDIC INS DUE 06/29/29 US CUSIP: 538036QN7 MOODY'S: NR S&P: NR	50,000.0000	99.6210	49,810.50	49,810.50	06/18/21	(7,910.75)	1.40%
						<b>Accrued Interest: 55.48</b>	



**Investment Detail - Fixed Income (continued)**

	Par	Market Price	Market Value	Adjusted Cost Basis	% of Account Assets	Unrealized Gain or (Loss)	Estimated Annual Income
CDs & BAs (continued)	Units Purchased	Cost Per Unit	Cost Basis		Acquired		Yield to Maturity
<b>MERCHANTS BANK 1.6%30</b>	<b>50,000.0000</b>	<b>83.37640</b>	<b>41,688.20</b>	<b>50,346.23</b>	<b>3%</b>	<b>(8,658.03)<sup>b</sup></b>	<b>800.00</b>
CD FDIC INS DUE 04/30/30 US CUSIP: 588526AX1 MOODY'S: NR S&P: NR	50,000.0000	100.9150	50,457.50	50,346.23	08/02/21	(8,658.03) <sup>b</sup>	1.48%
							<b>Accrued Interest: 70.14</b>
<b>Total CDs &amp; BAs</b>	<b>597,000.0000</b>		<b>552,618.62</b>	<b>594,896.81</b>	<b>35%</b>	<b>(42,278.19)<sup>b</sup></b>	<b>16,282.50</b>
			<b>Total Cost Basis:</b>	<b>595,061.28</b>			
							<b>Total Accrued Interest for CDs &amp; BAs: 2,124.00</b>
<b>Total Fixed Income</b>	<b>1,723,000.0000</b>		<b>1,577,849.77</b>	<b>1,675,004.01</b>	<b>100%</b>	<b>(132,145.50)<sup>b</sup></b>	<b>35,042.45</b>
			<b>Total Cost Basis:</b>	<b>1,710,276.71</b>			

Accrued Interest represents the interest that would be received if the fixed income investment was sold prior to the coupon payment.  
 Yield to Maturity is the actual average annual return on a note if held to maturity.

Estimated Annual Income ("EAI") and Estimated Yield ("EY") calculations are for informational purposes only and are derived from information provided by outside parties. Schwab cannot guarantee the accuracy of such information. Since the interest and dividends are subject to change at any time, they should not be relied upon exclusively for making investment decisions. The actual income and yield might be lower or higher than the estimated amounts. EY is based upon EAI and the current price of the security and will fluctuate. For certain types of securities, the calculations could include a return of principal or capital gains in which case EAI and EY would be overstated. EY and EAI are not promptly updated to reflect when an issuer has missed a regular payment or announced changes to future payments, in which case EAI and EY will continue to display at a prior rate.

<b>Total Investment Detail</b>	<b>1,585,671.84</b>
<b>Total Account Value</b>	<b>1,585,671.84</b>
<b>Total Cost Basis</b>	<b>1,710,276.71</b>





**Realized Gain or (Loss)**

	Quantity/Par	Acquired/ Opened	Sold/ Closed	Total Proceeds	Cost Basis	Realized Gain or (Loss)
<b>Long Term</b>						
FEDERAL FARM CR 0.29XXX**MATURED**: 3133EMFB3	35,000.0000	11/04/20	11/02/23	35,000.00	34,977.60	22.40
FLAGSTAR BANK, N. 0.3XXX**MATURED** US: 649447UE7	50,000.0000	10/16/20	11/09/23	50,000.00	49,970.00	30.00
<b>Total Long Term</b>				<b>85,000.00</b>	<b>84,947.60</b>	<b>52.40</b>
<b>Total Realized Gain or (Loss)</b>				<b>85,000.00</b>	<b>84,947.60</b>	<b>52.40</b>

Schwab has provided accurate realized gain and loss information wherever possible for most investments. Cost basis data may be incomplete or unavailable for some of your holdings. If all data for a given investment is not available, the investment will not be listed here.

Option Customers: Realized gain/loss of underlying securities is adjusted to reflect the premiums of assigned or exercised options. Please consult IRS publication 550, Investment Income and Expenses, for additional information on Options.

**Transaction Detail - Purchases & Sales**

**Fixed Income Activity**

Settle Date	Trade Dat	Transaction	Description	Par	Unit Price	Charges and Interest	Total Amount
11/02/23	11/02/23	Full Redemption	FEDERAL FARM CR 0.29XXX **MATURED**: 3133EMFB3	(35,000.0000)		0.00	
11/02/23	11/02/23	Full Redemption	FEDERAL FARM CR 0.29XXX **MATURED**: 3133EMFB3			0.00	35,000.00
11/09/23	11/09/23	CD Maturity	FLAGSTAR BANK, N. 0.3XXX **MATURED**: 649447UE7	(50,000.0000)		0.00	



**Transaction Detail - Purchases & Sales (continued)**

**Fixed Income Activity (continued)**

Settle Date	Trade Date	Transaction	Description	Par	Unit Price	Charges and Interest	Total Amount
11/09/23	11/09/23	CD Maturity	FLAGSTAR BANK, N. 0.3XXX **MATURED**: 649447UE7			0.00	50,000.00
11/17/23	11/15/23	Bought Away	BMW BANK OF NORT 5.15%26 CD FDIC INS DUE 05/18/26: 05580A4M3 With accrued interest of \$0.00	50,000.0000	99.9000	0.00	(49,950.00)
11/21/23	11/13/23	Bought	WELLS FARGO BANK, 5.1%27 CD FDIC INS DUE 11/22/27: 949764JA3 With accrued interest of \$0.00	35,000.0000	100.0000	0.00	(35,000.00)
<b>Total Fixed Income Activity</b>							<b>50.00</b>
<b>Total Purchases &amp; Sales</b>							<b>50.00</b>

**Transaction Detail - Dividends & Interest (including Money Market Fund dividends reinvested)**

Transaction Date	Process Date	Activity	Description	Credit/(Debit)
11/01/23	11/01/23	CD Interest	LIVE OAK BANKING 1.35%29: 538036QN7	57.33
11/02/23	11/02/23	Bond Interest	FEDERAL FARM CR 0.29XXX: 3133EMFB3	50.75
11/04/23	11/06/23	CD Interest	CAPITAL ONE BANK 3.05%27: 14042TFW2	230.63
11/09/23	11/09/23	CD Interest	FLAGSTAR BANK, N. 0.3XXX: 649447UE7	75.62
11/09/23	11/09/23	CD Interest	SPRING BANK 4.2%28: 84943RAB0	89.18
11/15/23	11/15/23	CD Interest	FIDELITY BANK 4.85%26: 31617CAY9	102.98
11/15/23	11/15/23	Dividend	SCHWAB GOVERNMENT MONEY: SWGXX	129.01



**Transaction Detail - Dividends & Interest** (including Money Market Fund dividends reinvested) (continued)

Transaction Date	Process Date	Activity	Description	Credit/(Debit)
11/19/23	11/20/23	CD Interest	CELTIC BANK CORP 4.4%28: 15118RA98	37.37
11/28/23	11/28/23	Bond Interest	FEDERAL FARM CR 3.02%31: 3133EGP41	151.00
11/28/23	11/28/23	CD Interest	MINNWEST BANK 1%29: 60425SJQ3	25.48
11/28/23	11/28/23	CD Interest	UBS BANK USA 0.85%26: 90348JJ35	20.21
11/30/23	11/30/23	Bond Interest	US TREASUR NT 1.5%11/24: 912828YV6	112.50
<b>Total Dividends &amp; Interest</b>				<b>1,082.06</b>
<b>Total Transaction Detail</b>				<b>1,132.06</b>

**Money Market Fund (Sweep) Detail**

**SCHWAB GOVERNMENT MONEY Activity**

Settle Date	Transaction	Quantity	Unit Price	Purchase/Debit	Sale/Credit
<b>Opening # of Shares: 6,036.7200</b>					
11/01/23	Purchased	653.2900	1.0000	653.29	
11/02/23	Purchased	57.3300	1.0000	57.33	
11/03/23	Purchased	35,050.7500	1.0000	35,050.75	
11/07/23	Purchased	230.6300	1.0000	230.63	
11/10/23	Purchased	50,164.8000	1.0000	50,164.80	
11/15/23	Dividend	129.0100	1.0000	129.01	
11/16/23	Purchased	102.9800	1.0000	102.98	
11/17/23	Redeemed	49,950.0000	1.0000		49,950.00
11/21/23	Redeemed	34,962.6300	1.0000		34,962.63



**Money Market Fund (Sweep) Detail** (continued)

**Schwab Government Money Activity** (continued)

Settle Date	Transaction	Quantity	Unit Price	Purchase/Debit	Sale/Credit
11/29/23	Purchased	196.6900	1.0000	196.69	
<b>Closing # of Shares: 7,709.5700</b>					
<b>Total Schwab Government Money Activity</b>				<b>86,585.48</b>	<b>84,912.63</b>
<b>Total Money Market Fund (Sweep)</b>				<b>86,585.48</b>	<b>84,912.63</b>

Schwab Govt MMF Average Yield For The Most Recent Pay Period: 4.97%; 7-Day Yield: 0.00%.

**Endnotes For Your Account**

Symbol Endnote Legend

- b** When available, Adjusted Cost Basis values are used in Gain or (Loss) calculations.
- d** Accrued Income is the sum of the total accrued interest and/or accrued dividends on positions held in your brokerage account, but the income and/or dividends have not been received into your account and Schwab makes no representation that they will. Accrued amounts are not covered by SIPC account protection until actually received and held in the account.

Schwab Institutional is a division of Charles Schwab & Co., Inc., and provides back office brokerage and related services to independent investment advisors and retirement plan providers. Schwab is a registered broker-dealer and is not affiliated with your Investment Advisor whose name appears on this statement ("Advisors") except in the case of Charles Schwab Investment Advisory, Inc. ("CSIA"), Schwab Private Client Investment Advisory, Inc. ("SPCIA"), or an affiliated company that may act as the investment advisor on a fund. Schwab neither endorses nor recommends any particular Advisor or its investment strategy and has no responsibility to monitor trading by any Advisor in your Account. Schwab has not verified any statement accompanying any Advisor's logo appearing on this statement. Not all of these products and services may benefit your Account, and Schwab may provide them to Advisors on the Advisor's commitment to place a certain amount of its clients' assets in brokerage accounts at Schwab within a certain period of time. This commitment could influence an Advisor's recommendation or requirement that its clients establish brokerage accounts at Schwab. For questions about this statement, or if there is a change in your financial situation, investment objectives, or risk profile, please contact your Independent Investment Manager and/or Advisor.



Monthly Investment Performance Report

**Barrington Area Library District**



Presented by:

Thomas S. Sawyer, Managing Partner  
John J. Falduto, Managing Partner  
Edward J. Lavin, Chief Investment Officer  
David M. Harrington, Director of Portfolio Management



Sawyer Falduto Asset Management, LLC  
589 S. York Street  
Elmhurst, IL 60126  
O: (630) 941-8560  
[www.sawyerfalduto.com](http://www.sawyerfalduto.com)

As of November 30, 2023

# Table of Contents

Account Overview ..... 3

Performance History ..... 4

Bond Analysis ..... 5

Holdings ..... 6

Transactions ..... 11

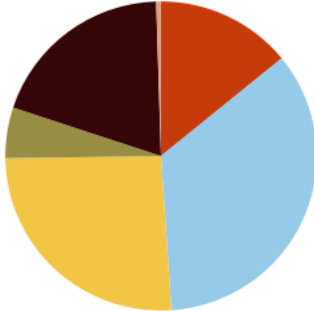
Fixed Income Market Update ..... 12

There may be a slight difference in the ending value between this report and the Schwab statement due to accrued income, timing of transactions, and/or rounding. The Schwab statement continues to be the official custodial record for the account.

## Account Overview

Barrington Area Library District

### Portfolio Allocation



Subsector	Current Value	Current Percent
U.S. Treasury	\$225,171	14.1%
Certificate of Deposit	\$554,715	34.8%
U.S. Government Agency	\$411,593	25.8%
U.S. Government Agency - Callable	\$84,482	5.3%
Taxable Municipal	\$309,828	19.4%
Cash Equivalent	\$7,822	0.5%
<b>Total</b>	<b>\$1,593,611</b>	<b>100.0%</b>

### Cash Flow Review

	Month to Date	Quarter to Date	Year to Date	Inception to Date (8/4/2016)
Beginning Market Value	\$1,568,836	\$1,571,715	\$1,543,578	\$0
Contributions / Additions	\$0	\$0	\$0	\$1,587,849
Distributions	\$0	\$0	\$0	\$0
Capital Appreciation	\$21,886	\$16,695	\$25,835	(\$133,787)
Income/Expenses	\$1,082	\$3,002	\$21,306	\$139,745
Change in Accrued	\$1,807	\$2,200	\$2,891	(\$195)
Ending Market Value	\$1,593,611	\$1,593,611	\$1,593,611	\$1,593,611
Investment Gain	\$24,775	\$21,896	\$50,033	\$5,762

### Projected Income

Description	Q1 2024	Q2 2024	Q3 2024	Q4 2024	Total
U.S. Treasury	\$1,338	\$675	\$1,338	\$381	\$3,731
Certificate of Deposit	\$3,752	\$4,424	\$3,759	\$4,427	\$16,363
U.S. Government Agency	\$1,920	\$2,202	\$1,888	\$1,497	\$7,507
U.S. Government Agency - Callable	\$1,549	\$300	\$1,530	\$550	\$3,929
Taxable Municipal	\$950	\$1,152	\$950	\$1,152	\$4,204
Cash Equivalent	\$97	\$97	\$97	\$97	\$389
<b>Total</b>	<b>\$9,605</b>	<b>\$8,850</b>	<b>\$9,563</b>	<b>\$8,105</b>	<b>\$36,123</b>

### Projected Income and Maturities

Description	Q1 2024	Q2 2024	Q3 2024	Q4 2024	Total
U.S. Treasury	\$1,338	\$55,675	\$1,338	\$50,381	\$108,731
Certificate of Deposit	\$3,752	\$4,424	\$3,759	\$4,427	\$16,363
U.S. Government Agency	\$26,920	\$17,202	\$24,888	\$14,497	\$83,507
U.S. Government Agency - Callable	\$11,549	\$300	\$1,530	\$20,550	\$33,929
Taxable Municipal	\$950	\$1,152	\$950	\$1,152	\$4,204
Cash Equivalent	\$97	\$97	\$97	\$97	\$389
<b>Total</b>	<b>\$44,605</b>	<b>\$78,850</b>	<b>\$32,563</b>	<b>\$91,105</b>	<b>\$247,123</b>

Information in this report was compiled using data from the custodian available as of the publishing date. While we believe the data to be reliable, we do not independently verify pricing and valuation data. Please refer to the official statements provided by the account custodian. All date period references are on a calendar year basis. Fiscal year reports are available by request. Past performance does not guarantee future investment results.



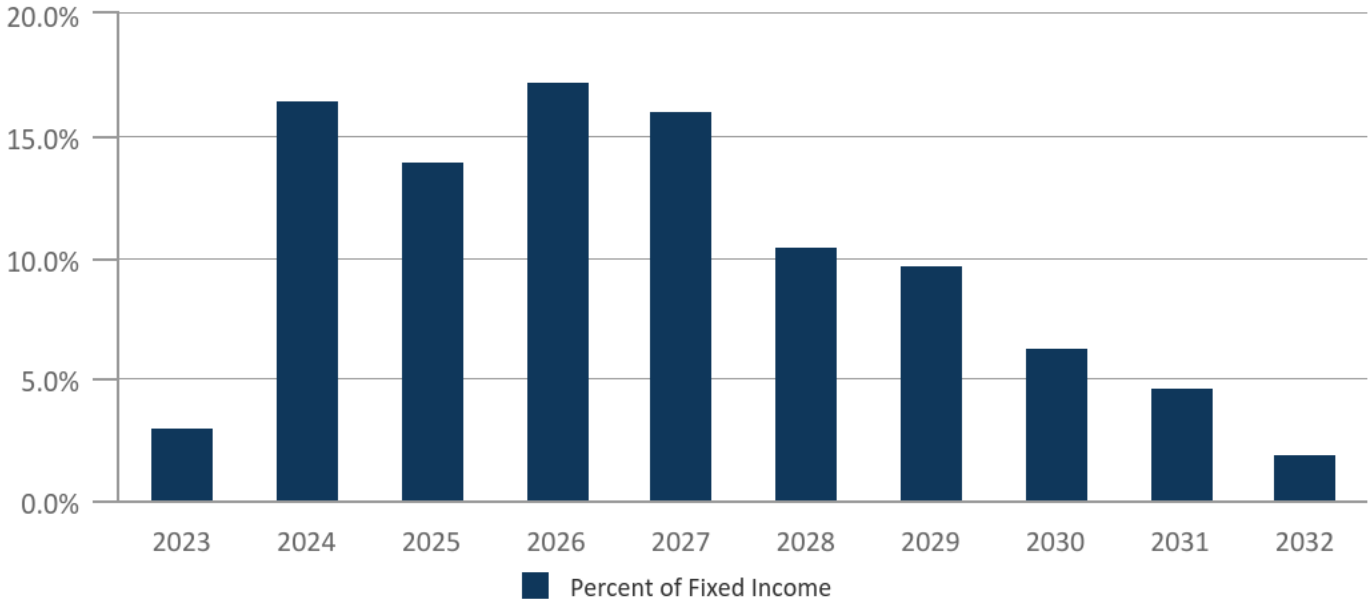
## Performance History

Barrington Area Library District

	Start Value	Inflows	Outflows	End Value	Net Investment Gain
<b>Since Inception</b>					
Fourth Quarter 2023	\$1,571,715	\$0	\$0	\$1,593,611	\$21,896
Third Quarter 2023	\$1,570,765	\$0	\$0	\$1,571,715	\$950
Second Quarter 2023	\$1,564,821	\$0	\$0	\$1,570,765	\$5,944
First Quarter 2023	\$1,543,578	\$0	\$0	\$1,564,821	\$21,243
Fourth Quarter 2022	\$1,536,127	\$0	\$0	\$1,543,578	\$7,451
Third Quarter 2022	\$1,577,521	\$0	\$0	\$1,536,127	(\$41,395)
Second Quarter 2022	\$1,619,229	\$0	\$0	\$1,577,521	(\$41,708)
First Quarter 2022	\$1,675,988	\$0	\$0	\$1,619,229	(\$56,759)
Fourth Quarter 2021	\$1,687,069	\$0	\$0	\$1,675,988	(\$11,080)
Third Quarter 2021	\$1,684,659	\$0	\$0	\$1,687,069	\$2,409
Second Quarter 2021	\$1,094,758	\$587,849	\$0	\$1,684,659	\$2,053
First Quarter 2021	\$1,094,941	\$0	\$0	\$1,094,758	(\$183)
Fourth Quarter 2020	\$1,093,102	\$0	\$0	\$1,094,941	\$1,840
Third Quarter 2020	\$1,091,276	\$0	\$0	\$1,093,102	\$1,826
Second Quarter 2020	\$1,078,109	\$0	\$0	\$1,091,276	\$13,167
First Quarter 2020	\$1,062,482	\$0	\$0	\$1,078,109	\$15,627
Fourth Quarter 2019	\$1,056,736	\$0	\$0	\$1,062,482	\$5,746
Third Quarter 2019	\$1,044,244	\$0	\$0	\$1,056,736	\$12,491
Second Quarter 2019	\$1,032,253	\$0	\$0	\$1,044,244	\$11,991
First Quarter 2019	\$1,020,500	\$0	\$0	\$1,032,253	\$11,754
Fourth Quarter 2018	\$1,014,294	\$0	\$0	\$1,020,500	\$6,206
Third Quarter 2018	\$1,009,937	\$0	\$0	\$1,014,294	\$4,357
Second Quarter 2018	\$1,006,721	\$0	\$0	\$1,009,937	\$3,216
First Quarter 2018	\$1,006,063	\$0	\$0	\$1,006,721	\$658
Fourth Quarter 2017	\$1,006,364	\$0	\$0	\$1,006,063	(\$301)
Third Quarter 2017	\$1,003,336	\$0	\$0	\$1,006,364	\$3,028
Second Quarter 2017	\$1,000,928	\$0	\$0	\$1,003,336	\$2,408
First Quarter 2017	\$748,364	\$250,000	\$0	\$1,000,928	\$2,564
Fourth Quarter 2016	\$499,939	\$250,000	\$0	\$748,364	(\$1,574)
Third Quarter 2016	\$0	\$500,000	\$0	\$499,939	(\$61)
<b>Since Inception Total</b>	<b>\$0</b>	<b>\$1,587,849</b>	<b>\$0</b>	<b>\$1,593,611</b>	<b>\$5,762</b>

## Bond Analysis

Barrington Area Library District



### Maturity by Year

Weight	Description	Principal	Value	Current Yield	Yield to Maturity (Cost)	Yield to Maturity (Market)	Modified Duration
14.2%	U.S. Treasury	\$233,000	\$225,171	1.8%	1.9%	5.0%	1.3
35.0%	Certificate of Deposit	\$597,000	\$554,715	2.9%	2.8%	4.9%	3.3
26.0%	U.S. Government Agency	\$463,000	\$411,593	1.9%	1.9%	4.7%	4.3
5.3%	U.S. Government Agency - Callable	\$85,000	\$84,482	4.4%	4.8%	5.4%	0.1
19.5%	Taxable Municipal	\$345,000	\$309,828	1.4%	1.4%	4.8%	3.0
<b>100.0%</b>	<b>Total</b>	<b>\$1,723,000</b>	<b>\$1,585,789</b>	<b>2.3%</b>	<b>2.2%</b>	<b>4.9%</b>	<b>3.0</b>

# Holdings

Barrington Area Library District

Weight	Description	Symbol	Quantity	Value	Current Yield	Yield to Maturity (Market)	Annual Income
<b>Fixed Income</b>							
<b>Taxable Bonds</b>							
<b>U.S. Treasury</b>							
2.9%	US Treas Note 12/31/2025   0.375%	91282CBC4	50,000.00	\$45,805	0.4%	4.6%	\$188
	Accrued Income			\$78			
2.1%	US Treas Note 12/15/2024   1.000%	91282CDN8	35,000.00	\$33,523	1.0%	5.2%	\$350
	Accrued Income			\$162			
2.1%	US Treas Note 06/15/2024   0.250%	91282CCG4	35,000.00	\$34,065	0.3%	5.3%	\$88
	Accrued Income			\$40			
1.1%	US Treas Note 08/31/2025   5.000%	91282CHV6	18,000.00	\$18,053	5.0%	4.8%	\$900
	Accrued Income			\$227			
0.9%	US Treas Note 02/28/2025   4.625%	91282CGN5	15,000.00	\$14,920	4.6%	5.1%	\$694
	Accrued Income			\$175			
1.2%	US Treas Note 04/30/2024   2.500%	91282CEK3	20,000.00	\$19,766	2.5%	5.4%	\$500
	Accrued Income			\$43			
1.3%	US Treas Note 02/15/2026   4.000%	91282CGL9	20,000.00	\$19,731	4.1%	4.6%	\$800
	Accrued Income			\$235			
0.9%	US Treas Note 11/30/2024   1.500%	912828YV6	15,000.00	\$14,459	1.6%	5.3%	\$225
	Accrued Income			\$1			
1.5%	US Treas Note 02/28/2025   1.125%	912828ZC7	25,000.00	\$23,816	1.2%	5.1%	\$281
	Accrued Income			\$71			
<b>Certificate of Deposit</b>							
3.2%	BMW Bank 05/18/2026   5.150%	05580A4M3	50,000.00	\$50,126	5.1%	5.1%	\$2,575
	Accrued Income			\$99			
1.5%	BMW Bank NA 12/18/2023   0.300%	05580AYD0	24,000.00	\$23,942	0.3%	5.3%	\$72
	Accrued Income			\$33			
0.9%	Capital One Bank 05/04/2027   3.050%	14042TFW2	15,000.00	\$14,133	3.2%	4.9%	\$458
	Accrued Income			\$34			
0.6%	Celtic Bank 12/19/2028   4.400%	15118RA98	10,000.00	\$9,866	4.5%	4.7%	\$440
	Accrued Income			\$14			
2.2%	Charles Schwab Bank 03/28/2025   5.050%	15987UBA5	35,000.00	\$34,882	5.1%	5.3%	\$1,768
	Accrued Income			\$302			
1.3%	Discover Bank 04/05/2027   4.800%	2546733P9	20,000.00	\$19,925	4.8%	4.9%	\$960
	Accrued Income			\$150			

# Holdings

Barrington Area Library District

Weight	Description	Symbol	Quantity	Value	Current Yield	Yield to Maturity (Market)	Annual Income
<b>Fixed Income</b>							
<b>Taxable Bonds</b>							
<b>Certificate of Deposit</b>							
1.6%	Fidelity Bank 03/16/2026   4.850%	31617CAY9	25,000.00	\$24,914	4.9%	5.0%	\$1,213
	Accrued Income			\$53			
2.6%	Live Oak Banking 06/29/2029   1.350%	538036QN7	50,000.00	\$41,900	1.6%	4.6%	\$675
	Accrued Income			\$4			
2.6%	Merchant Bank 04/30/2030   1.600%	588526AX1	50,000.00	\$41,688	1.9%	4.6%	\$800
	Accrued Income			\$70			
1.6%	Minnwest Bank 01/29/2029   1.000%	60425SJQ3	30,000.00	\$24,934	1.2%	4.7%	\$300
	Accrued Income			\$1			
2.8%	Sallie Mae Bank 07/08/2026   1.000%	7954506Y6	50,000.00	\$45,143	1.1%	5.0%	\$500
	Accrued Income			\$200			
1.5%	Spring Bank 01/10/2028   4.200%	84943RAB0	25,000.00	\$24,493	4.3%	4.7%	\$1,050
	Accrued Income			\$63			
4.1%	State Bank of India 06/16/2028   1.500%	856285VZ1	75,000.00	\$65,076	1.7%	4.8%	\$1,125
	Accrued Income			\$520			
2.9%	Toyota Financial Savings 02/25/2027   2.150%	89235MMV0	50,000.00	\$45,870	2.3%	4.9%	\$1,075
	Accrued Income			\$289			
1.6%	Tristate Bank 03/30/2026   5.000%	89677DJE7	25,000.00	\$24,974	5.0%	5.0%	\$1,250
	Accrued Income			\$213			
1.6%	UBS Bank 04/28/2026   0.850% Call 01/28/2024   100.00	90348JJ35	28,000.00	\$25,312	0.9%	5.1%	\$238
	Accrued Income			\$2			
2.2%	Wells Fargo Bank 11/22/2027   5.100%	949764JA3	35,000.00	\$35,439	5.0%	4.8%	\$1,785
	Accrued Income			\$49			
<b>U.S. Government Agency</b>							
1.5%	Fed Farm Cr Bk 07/08/2030   1.040%	3133ELS88	30,000.00	\$23,859	1.3%	4.7%	\$312
	Accrued Income			\$124			
0.6%	Fed Farm Cr Bk 11/28/2031   3.020%	3133EGP41	10,000.00	\$8,861	3.4%	4.7%	\$302
	Accrued Income			\$3			
1.5%	Fed Farm Cr Bk 09/27/2029   4.000%	3133EN4T4	25,000.00	\$24,241	4.1%	4.6%	\$1,000
	Accrued Income			\$178			
1.6%	Fed Farm Cr Bk 02/26/2024   0.250%	3133EMRZ7	25,000.00	\$24,694	0.3%	5.4%	\$63
	Accrued Income			\$16			

# Holdings

Barrington Area Library District

Weight	Description	Symbol	Quantity	Value	Current Yield	Yield to Maturity (Market)	Annual Income
<b>Fixed Income</b>							
<b>Taxable Bonds</b>							
<b>U.S. Government Agency</b>							
2.7%	Fed Farm Cr Bk 03/13/2029   1.125%	3133ELTG9	50,000.00	\$42,123	1.3%	4.5%	\$563
	Accrued Income			\$122			
1.4%	Fed Farm Cr Bk 04/27/2027   1.020%	3133ELXZ2	25,000.00	\$22,246	1.1%	4.5%	\$255
	Accrued Income			\$24			
1.6%	Fed Farm Cr Bk 03/12/2031   3.480%	3133EAGS1	27,000.00	\$24,940	3.8%	4.7%	\$940
	Accrued Income			\$206			
0.6%	Fed Farm Cr Bk 04/26/2030   3.125%	3133ENVH0	10,000.00	\$9,159	3.4%	4.7%	\$313
	Accrued Income			\$30			
4.2%	Fed Home Ln Bk 06/11/2027   1.000%	3130AMTF9	75,000.00	\$66,486	1.1%	4.5%	\$750
	Accrued Income			\$354			
1.0%	Fed Home Ln Bk 06/10/2024   5.470%	3130AWSB7	15,000.00	\$14,994	5.5%	5.4%	\$821
	Accrued Income			\$274			
1.9%	Fed Home Ln Bk 03/12/2032   2.750%	3130ARJV4	35,000.00	\$30,209	3.2%	4.8%	\$963
	Accrued Income			\$211			
2.5%	Fed Home Ln Bk 12/12/2031   1.625%	3130APZA6	50,000.00	\$39,669	2.0%	4.7%	\$813
	Accrued Income			\$381			
2.7%	Fed Home Ln Bk 06/09/2028   1.125%	3130AMH47	50,000.00	\$43,337	1.3%	4.4%	\$563
	Accrued Income			\$269			
0.8%	Fed Natl Mtg - Strip 11/29/2024	31364DCU8	13,000.00	\$12,345	0.0%	5.3%	\$0
1.4%	Fed Natl Mtg - Strip 07/15/2024	3134A4ND2	23,000.00	\$22,239	0.0%	5.5%	\$0
<b>U.S. Government Agency - Callable</b>							
0.6%	Fed Farm Cr Bk 03/15/2024   0.370% Call 12/11/2023   100.00	3133EMTD4	10,000.00	\$9,854	0.4%	5.5%	\$37
	Accrued Income			\$8			
0.9%	Fed Farm Cr Bk 04/19/2032   4.000% Call 12/11/2023   100.00	3133ENUV0	15,000.00	\$13,880	4.3%	5.1%	\$600
	Accrued Income			\$70			
1.6%	Fed Home Ln Bk 01/27/2025   5.000% Call 01/27/2024   100.00	3130ATMM6	25,000.00	\$24,873	5.0%	5.5%	\$1,250
	Accrued Income			\$431			
1.3%	Fed Home Ln Bk 11/15/2024   5.000% Call 02/15/2024   100.00	3130AURF3	20,000.00	\$19,918	5.0%	5.3%	\$1,000
	Accrued Income			\$294			

# Holdings

Barrington Area Library District

Weight	Description	Symbol	Quantity	Value	Current Yield	Yield to Maturity (Market)	Annual Income
<b>Fixed Income</b>							
<b>Taxable Bonds</b>							
<b>U.S. Government Agency - Callable</b>							
1.0%	Fen Home Ln Mtg 02/23/2026   5.400% Call 02/23/2024   100.00	3134GYKA9	15,000.00	\$14,933	5.4%	5.6%	\$810
	Accrued Income			\$221			
<b>Taxable Municipal</b>							
0.9%	Arlington Cnty, VA 08/01/2025   0.790%	041431VG9	15,000.00	\$13,999	0.8%	5.0%	\$119
	Accrued Income			\$40			
1.3%	Columbia, TN 12/01/2028   1.050% Call 12/01/2026   100.00	198558RH3	25,000.00	\$20,881	1.3%	4.8%	\$263
	Accrued Income			\$131			
1.4%	Elk Grove Village, IL 01/01/2027   1.200%	287299MT5	25,000.00	\$22,387	1.3%	4.9%	\$300
	Accrued Income			\$125			
1.7%	Gunnison-Watershed, CO School District #001 12/01/2027   1.399%	402892DL4	30,000.00	\$26,403	1.6%	4.7%	\$420
	Accrued Income			\$210			
0.6%	Kendall Cnty, IL Plano School District No 88 02/01/2028   1.740%	488683KG7	10,000.00	\$8,743	2.0%	5.1%	\$174
	Accrued Income			\$58			
2.9%	Krum Texas Independent School District Krum Independent School District 08/15/2026   0.730%	501098TA5	50,000.00	\$45,699	0.8%	4.1%	\$365
	Accrued Income			\$107			
1.5%	Lane Community College, OR 06/15/2025   0.851%	515182EJ8	25,000.00	\$23,384	0.9%	5.3%	\$213
	Accrued Income			\$98			
0.9%	McAllen, TX Independent School District 02/15/2028   3.000%	579100UQ9	15,000.00	\$14,002	3.2%	4.8%	\$450
	Accrued Income			\$133			
2.9%	North Haven, CT 10/01/2025   0.943%	659579ZZ2	50,000.00	\$46,455	1.0%	5.0%	\$472
	Accrued Income			\$79			
1.3%	Oswego, IL 12/15/2030   1.950% Call 12/15/2029   100.00	688664PV7	25,000.00	\$20,529	2.4%	5.0%	\$488
	Accrued Income			\$225			
1.6%	San Antonio TX 02/01/2030   1.643%	79623PEV3	30,000.00	\$24,963	2.0%	4.8%	\$493
	Accrued Income			\$164			

## Holdings

Barrington Area Library District

Weight	Description	Symbol	Quantity	Value	Current Yield	Yield to Maturity (Market)	Annual Income
<b>Fixed Income</b>							
<b>Taxable Bonds</b>							
<b>Taxable Municipal</b>							
2.6%	Will County, IL Community College District No 525 06/01/2026   1.000% Accrued Income	969080JB7	45,000.00	\$40,791	1.1%	5.0%	\$450
				\$225			
<b>99.5% Fixed Income Total</b>				<b>\$1,585,789</b>	<b>2.3%</b>	<b>4.9%</b>	<b>\$35,863</b>
<b>Cash Equivalent</b>							
<b>Cash Equivalent</b>							
<b>Cash Equivalent</b>							
0.5%	Schwab Government Money Fund	SWGXX		\$7,822	5.0%		\$389
<b>100.0% Total</b>				<b>\$1,593,611</b>	<b>2.3%</b>	<b>4.9%</b>	<b>\$36,252</b>

## Transactions

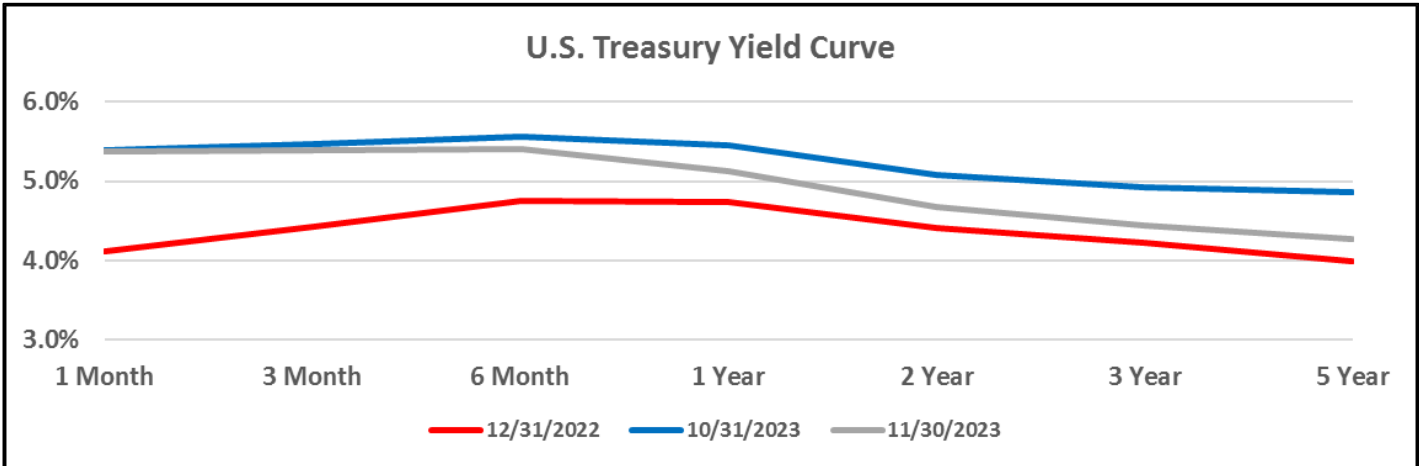
Barrington Area Library District  
From October 31, 2023 to November 30, 2023

Trade Date	Activity	Description	Quantity	Amount	Accrued Interest
11/30/2023	Income (Interest)	US Treas Note (912828YV6) 11/30/2024 1.500%		\$113	
11/28/2023	Income (Interest)	Fed Farm Cr Bk (3133EGP41) 11/28/2031 3.020%		\$151	
11/28/2023	Income (Interest)	Minnwest Bank (604255JQ3) 01/29/2029 1.000%		\$25	
11/28/2023	Income (Interest)	UBS Bank (90348JJ35) 04/28/2026 0.850% Call 01/28/2024 100.00		\$20	
11/19/2023	Income (Interest)	Celtic Bank (15118RA98) 12/19/2028 4.400%		\$37	
11/15/2023	Buy	BMW Bank (05580A4M3) 05/18/2026 5.150%	50,000.00	\$49,950	
11/15/2023	Income (Interest)	Fidelity Bank (31617CAY9) 03/16/2026 4.850%		\$103	
11/15/2023	Income (Reinvested Dividend)	Schwab Government Money Fund	129.01	\$129	
11/13/2023	Buy	Wells Fargo Bank (949764JA3) 11/22/2027 5.100%	35,000.00	\$35,000	
11/9/2023	Income (Interest)	Flagstar Bank (649447UE7) 11/09/2023 0.300%		\$76	
11/9/2023	Income (Interest)	Spring Bank (84943RAB0) 01/10/2028 4.200%		\$89	
11/9/2023	Sell	Flagstar Bank (649447UE7) 11/09/2023 0.300%	50,000.00	\$50,000	
11/4/2023	Income (Interest)	Capital One Bank (14042TFW2) 05/04/2027 3.050%		\$231	
11/2/2023	Income (Interest)	Fed Farm Cr Bk (3133EMFB3) 11/02/2023 0.290% Call 11/01/2023 100.00		\$51	
11/2/2023	Sell	Fed Farm Cr Bk (3133EMFB3) 11/02/2023 0.290% Call 11/01/2023 100.00	35,000.00	\$35,000	
11/1/2023	Income (Interest)	Live Oak Banking (538036QN7) 06/29/2029 1.350%		\$57	



## Fixed Income Market Update – November 30, 2023

- Key Takeaways:**
- Inflation cooled slightly with the most recent CPI print coming in at 3.2% (previously 3.7%)
  - Bond yields decreased meaningfully in November, leading to an increase in bond prices
  - Unemployment ticked up slightly to 3.9% but the labor market remains strong
  - The Fed Funds Rate still sits at 5.5% with the Fed’s next meeting taking place on 12/12/2023



Yields as of 11/30/2023	Government Money Market Fund	U.S. Treasury	Certificate of Deposit	U.S. Government Agency	High Quality Taxable Municipal	High Quality Corporate
Liquid	4.97%	-	-	-	-	-
3 Month	-	5.39%	5.35%	5.40%	5.44%	5.45%
6 Month	-	5.40%	5.35%	5.45%	5.45%	5.43%
9 Month	-	5.32%	5.25%	5.30%	5.38%	5.42%
1 Year	-	5.12%	5.10%	5.27%	5.32%	5.40%
3 Year	-	4.44%	4.65%	4.57%	4.86%	4.85%
5 Year	-	4.27%	4.45%	4.51%	4.73%	-

Economic Data		
Indicator	Current	Previous
CPI	3.2% (Oct 2023)	3.7% (Sept 2023)
Unemployment	3.9% (Oct 2023)	3.8% (Sept 2023)
Fed Funds Rate	5.5% (Nov 2023)	5.5% (Sept 2023)
Real GDP Growth	5.2% (3rd Qtr 2023)	2.1% (2nd Qtr 2023)

